

June 2026

Dear Future Jr. Pre-K Parents,

As your child prepares to enter Jr. Pre-Kindergarten in the Fall, it is important that he/she develop a love and interest for reading, as well as other school subjects. I have prepared a summer packet for your child to complete over the summer. It includes: fine motor sheets, an identifying colors page, shape sheet, and cutting pages. Please practice identifying colors/shapes, scissor skills, as well as identifying and responding to their first and last name (not nicknames). Your child **must also be potty trained** before they begin. *PULL-Ups are not potty trained** Please, be sure your child has mastered this skill before September.

Please choose **one** of the books that are listed below to read to your child for their summer reading assignment. The books are readily available in bookstores, the library and/or found online. All summer work is due by the first day of school, **Thursday, September 10, 2026**. You have the option of emailing back to me or printing it and handing it in on the first day.

Sincerely,

Samantha Mendez

Samantha Mendez

sammendez@stbernardcatholicacademy.org

**Reading List:
FOR STUDENTS ENTERING JR. PRE-KINDERGARTEN
SEPTEMBER 2026**

- Love You Forever – Robert Munsch
- The Wheels on the School Bus – Mary-Alice Moore
- The Crayon Book that Talked – Shane Derolf
- Diapers are not Forever – Elizabeth Verdick
- If you take a Mouse to School – Laura Numberoff
- Brown Bear Brown Bear – Bill Martin /Eric Carle
- Chicka Chicka Boom Boom – Bill Martin/ Eric Carle
- The Very Hungry Caterpillar – Eric Carle

Welcome to Jr.PreK



Attached is a little practice packet for your child to do over the summer to enhance their fine motor skills. ***MUST BE COMPLETED NOT OPTIONAL***

- Please use a marker on the tracing pages.
- Practice cutting skills with scissors. Use construction paper or scraps to help them build the fine motor muscles in their fingers.
- Please Pick (1) of the books from the list and complete the Book Report Attached.





Enjoy Your Summer and See You In September!!!

Our Classroom Theme This Year is the 90's.



Sincerely,
Miss Samantha

IMPORTANT THINGS TO KNOW FOR SEPTEMBER 2026

-  In August you will be receiving a packet from me with information and forms to fill out that is due back on the first day of school (*September 10th*).
-  Your child needs a St. Bernard Catholic Academy School Uniform. They are sold through Flynn and O'Hara. [Click Here to Go Directly to the Website](#)
Your child's uniform option is the gym uniform which is navy t-shirt, navy sweatshirt with school logo. As well as the navy shorts and navy sweatpants. You can also purchase the polo shirt as well, but I highly suggest purchasing multiple navy t-shirts. As far as shoes, your child has to have **Velcro sneakers**!!! *NO LACES ARE ALLOWED!*
-  Your child needs a **full size school bag**. One that is big enough to fit a regular size folder unfolded, (1) snack bag, and (1) lunch bag (full day children). I know they look gigantic next to your child, but we send home a lot of art work, pack their snack and lunch bag inside, folder etc... and we need the space. The bigger the better! *If you go with a Pottery Barn School Bag the size you need is Small or Large.* **YOUR CHILD'S SNACK AND LUNCH BAG HAS TO FIT IN THE SCHOOL BAG FILLED WITH ALL THEIR FOOD ITEMS. IF THE SCHOOL BAG DOESN'T CLOSE THE SCHOOL IS NOT BIG ENOUGH 😊** We like them to be hands free when walking down the hall. *If your child comes to school on the first day with a school bag or snack/lunch bag that is too small, we will notify you to purchase a new one!*
-  If your child is a **full day student**, he/she will need (1) snack bag and (1) lunch bag. They need to be **two** separate bags. They should be able to fit a juice box/sport top water, a snack and for lunch juice box/water, snacks, sandwich etc...
If your child drinks from a thermos/reusable water bottle they must have one in each bag. One goes in their snack bag and one goes in their lunch bag. Please let them know which one is which. They will begin with their lunch bag on *Monday, September 14th* I will also be labeling the bags with color coded tags as well to distinguish which is which. Please be sure they are able to open and close their water bottle on their own.

 For half day students your child will need **ONLY** a snack bag.



Protecting God's
Children

June 2026

Dear Parents,

As per Diocesan policy, you will need Virtus training to participate in school wide events. I advise participating in this training.

You can register @ <http://www.virtus.org>

- Go to registration
- Pick Brooklyn for Diocese or Online option
- Then register for **“Protecting God’s Children”** and pick a time that is convenient for you
- Once you have taken the training please send in a copy of the certificate you have received so we have you on file

***You can email me a copy of the training certificate or you can hand it in on the first day of school. ***

We have many a variety of parties where different family members can come in and join us and in order to do that they need to be Virtus Trained. So Please Have Family Members do it as well (Mom, Dad, Grandparents, Aunts, Uncles, Godmothers)

If you have any questions please feel free to contact me

Sincerely,

Miss Samantha



Department of Health and Mental Hygiene

Department of Education

CHILD & ADOLESCENT HEALTH EXAMINATION FORM

Parent Read Clearly

NYC ID (OSIS)

TO BE COMPLETED BY THE PARENT OR GUARDIAN

Child's Last Name, First Name, Middle Name, Sex, Date of Birth, Child's Address, City/Borough, State, Zip Code, School/Center/Camp Name, District Number, Phone Numbers, Health insurance, Parent/Guardian Last Name, First Name, Email

TO BE COMPLETED BY THE HEALTH CARE PRACTITIONER

Birth history, Allergies, Attach MAF if in-school medications needed, Does the child/adolescent have a past or present medical history of the following?, Asthma, Seizure disorder, Behavioral/mental health disorder, etc.

PHYSICAL EXAM, Date of Exam, Height, Weight, BMI, Head Circumference, Blood Pressure, General Appearance, Physical Exam WNL, Psychosocial Development, HEENT, Dental, Neck, Lymph nodes, Lungs, Cardiovascular, Abdomen, Genitourinary, Extremities, Skin, Neurological, Back/spine

DEVELOPMENTAL, Validated Screening Tool Used?, Screening Results, Describe Suspected Delay or Concern, Child Receives E/C/PSE/CSE services, Nutrition, Hearing, Vision, Acuity, Screened with Glasses?, Strabismus?, Dental, Visible Tooth Decay, Urgent need for dental referral, Dental Visit within the past 12 months

IMMUNIZATIONS - DATES, DTP/DTaP, Tdap, Polio, Hep B, Hib, PCV, Influenza, HPV, MMR, Varicella, Mening ACWY, Hep A, Rotavirus, Mening B, Positive IgG, Hepatitis B, Measles, Mumps, Rubella, Varicella, Polio 1, Polio 2, Polio 3

ASSESSMENT, Well Child, Diagnoses/Problems, ICD-10 Code, RECOMMENDATIONS, Restrictions, Follow-up Needed, Referral(s)

Health Care Practitioner Signature, Date Form Completed, DOHMH ONLY PRACTITIONER I.D., Health Care Practitioner Name and Degree, Practitioner License No. and State, TYPE OF EXAM, Facility Name, National Provider Identifier (NPI), Address, City, State, Zip, Date Reviewed, I.D. NUMBER, Telephone, Fax, Email, REVIEWER, FORM ID#



On *Tuesday, September 8, 2026*, I will be having an informal open house for you and your child to come check out the classroom and meet Mrs. Deborah and Myself. We will be available from 3pm-4pm. You are welcome to come and stop by at any time *within that window* with any questions/concerns or just feel like Exploring Our 90's Classroom.










No need to RSVP!

You can ring the bell at the doors closest to Avenue U (located by the school yard)

There also is a Parent Teacher Meeting on *Thursday, September 10th @6pm* in Our Classroom to go over all the things that pertain to our classroom. **One** parent is to attend! The meeting will be about 40 minutes long. Please understand this meeting is for the parent(s), and explains an overview of the classroom and activities. We ask that children **do not** attend the meeting with you. Thank you in advance for your understanding!

Sincerely,
Miss Samantha
90's Manager

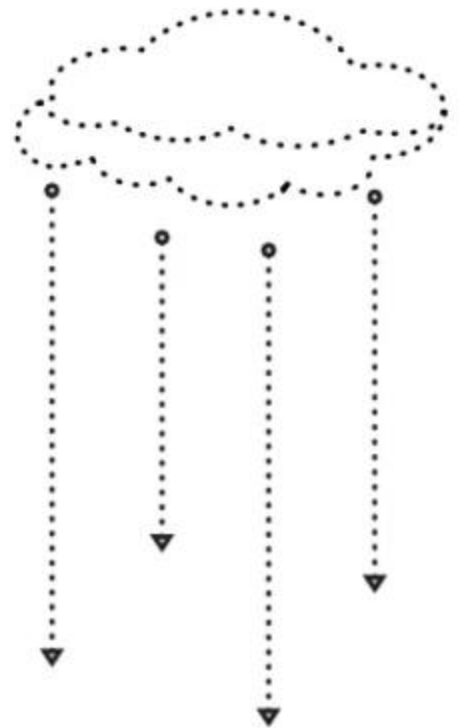
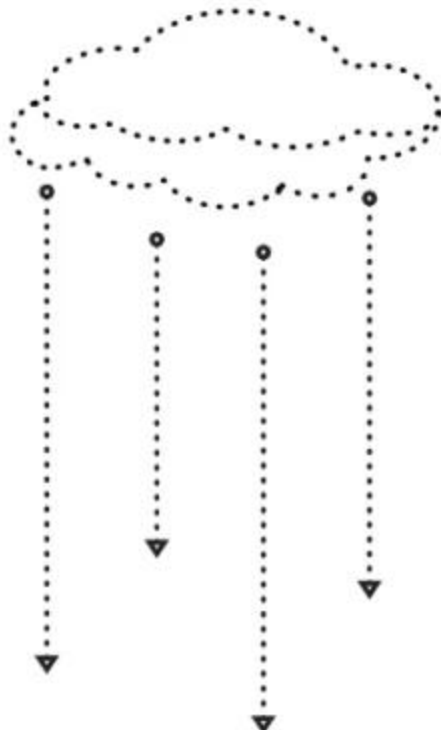
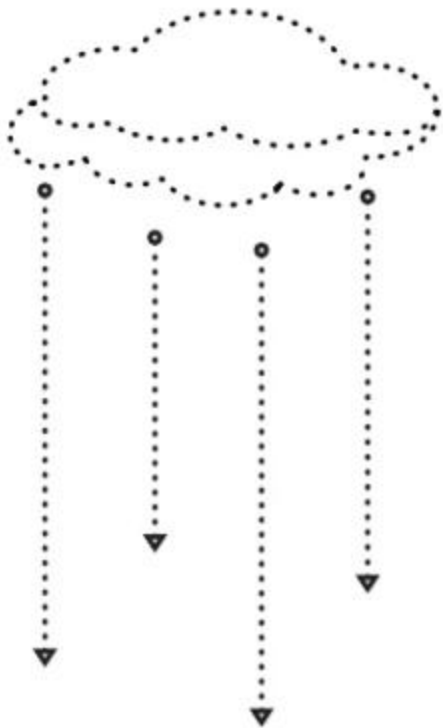
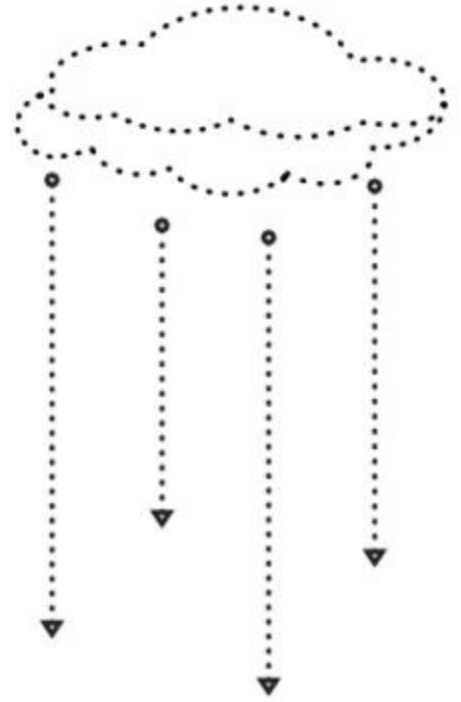
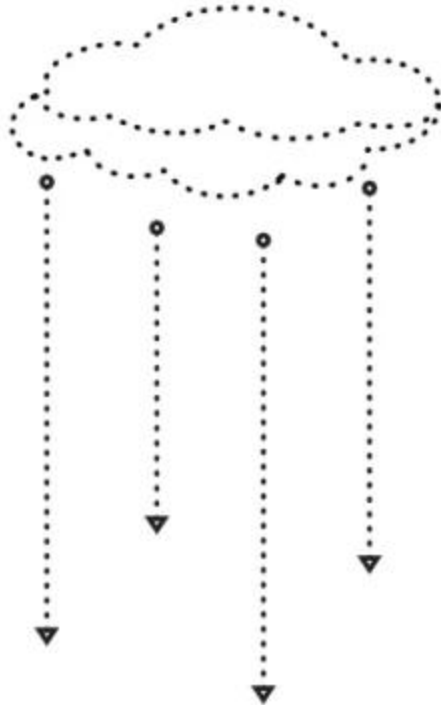
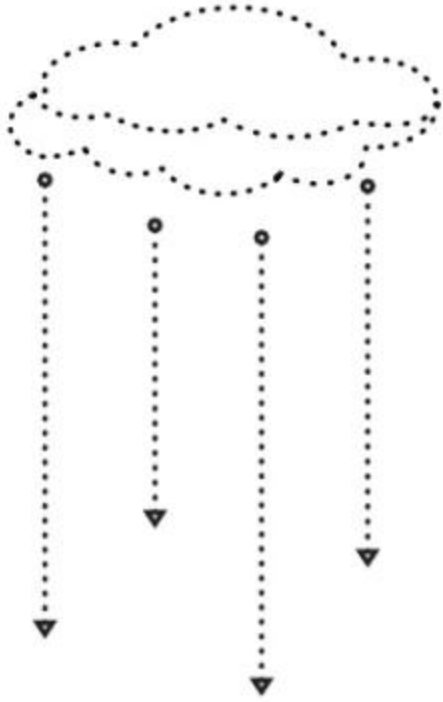
Name: _____



Color the flowers to match their labels.

NAME: _____

TRACING STRAIGHT LINES



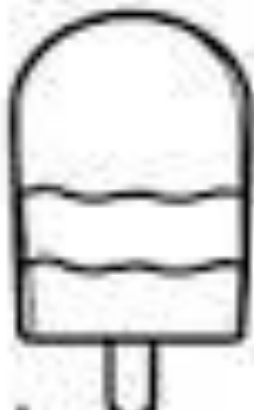
Summer Colors

Name _____

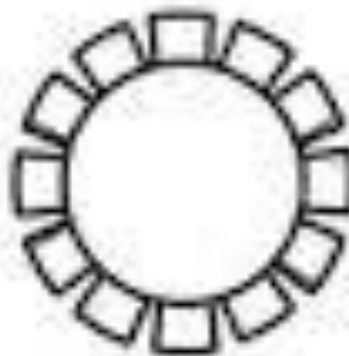
Directions: Color the pictures.



pink



brown



yellow



gray



red



green



orange



blue




black


© 2014 First Name



**SUPERSTAR
WORKSHEETS**

Rainbow Tracing





Name: _____

Cutting Practice II

Directions: Cut on the line until you reach the STOP sign.





Title: _____

Author: _____

How did the story make you feel? (Happy, Sad, Scared, Excited etc...)

Your Child's Favorite Part of the Story?
(Please write in their words)

Who was your favorite character?

Have your child draw a picture of their favorite part in the story.
(Write on the bottom what their favorite part was in words)