

June 2026

Dear Future Pre-K Parents,

As your child prepares to enter Pre-Kindergarten in the fall, it is important that he/she continue to develop a love and interest for reading, as well as other school subjects. I have prepared a summer packet for your child to complete over the summer. It includes fine motor sheets, identifying colors page, shape sheets, handwriting, math, and cutting pages. Please continue to practice identifying colors/shapes words for sight word recognition, scissor skills, and handwriting skills as well as identifying and responding to their first and last name. Continue to practice writing their name every day and start working on their last name as well (no nicknames).

Please choose ***two*** of the books that are listed below to read to your child for their summer reading assignment. The books are readily available in bookstores, the library and/or found online. All summer work is due by the first day of school ***Thursday, September 10, 2026.***

Sincerely,

Samantha Mendez

Samantha Mendez

sammendez@stbernardcatholicacademy.org

**Reading List:
FOR STUDENTS ENTERING PRE-KINDERGARTEN
SEPTEMBER 2026**

- Big Feeling By: Alexandra Penfold
- The World Needs More Purple People By: Kristen Bell
- The Little Engine That Could By: Watty Piper
- How Do I Feel By: YK
- The Circles All Around Us By: Brad Montague
- The Napping House By: Audrey Wood
- Are You My Mother By: P.D. Eastman
- Brown Bear, Brown Bear, What Do You See? By Eric Carle



Off to Pre-K



Classroom Theme for Pre-K is Nautical



Attached is a little practice packet for your child to do over the summer to reinforce and enhance their cognitive and fine motor skills.

Enjoy Your Summer and See You In
September!!

Checklist for Entering Pre-K:

-  Read (2) of the books to your child from the reading list above and complete (1) book report
-  Choose 20 of the following pages below (you may do them all)

Be sure to choose a diverse amount

Tracing Can Be Done in Fine Point Marker

****Your Child Must WRITE Their
Name on Every Sheet****

Please Color All Objects NEATLY

Also, there is a medical form every child needs to have filled out to attend school (please have this fill out over the summer)



Department of Health and Mental Hygiene

Department of Education

CHILD & ADOLESCENT HEALTH EXAMINATION FORM

Please Print Clearly

NYC ID (OSIS)

TO BE COMPLETED BY THE PARENT OR GUARDIAN

Child's Last Name, First Name, Middle Name, Sex, Date of Birth, Child's Address, City/Borough, State, Zip Code, School/Center/Camp Name, District Number, Phone Numbers, Health insurance, Parent/Guardian Last Name, First Name, Email, Work

TO BE COMPLETED BY THE HEALTH CARE PRACTITIONER

Birth history, Allergies, Attach MAF if in-school medications needed, Does the child/adolescent have a past or present medical history of the following?, Medications, Explain all checked items above.

PHYSICAL EXAM, Date of Exam, General Appearance, Describe abnormalities, Blood Pressure, DEVELOPMENTAL, Validated Screening Tool Used, Screening Results, Describe Suspected Delay or Concern, Child Receives E/CPSE/CSE services

Nutrition, Hearing, Vision, Acuity, Screened with Glasses? Strabismus?, Dental, Visible Tooth Decay, Urgent need for dental referral, Dietary Restrictions, SCREENING TESTS, Blood Lead Level (BLL), Lead Risk Assessment, Hemoglobin or Hematocrit

IMMUNIZATIONS - DATES, DTP/dTAP, Tdap, Polio, Hep B, Hib, PCV, Influenza, HPV, MMR, Varicella, Mening AC/WY, Hep A, Rotavirus, Mening B, Other, Positive IgG, Hepatitis B, Measles, Mumps, Rubella, Varicella, Polio 1, Polio 2, Polio 3

ASSESSMENT, Well Child, Diagnoses/Problems, ICD-10 Code, RECOMMENDATIONS, Full physical activity, Restrictions, Follow-up Needed, Referral(s)

Health Care Practitioner Signature, Date Form Completed, DOHMH ONLY PRACTITIONER I.D., TYPE OF EXAM, Comments, Date Reviewed, I.D. NUMBER, REVIEWER, FORM ID#



June 2026

Dear Parents,

As per Diocesan policy, you will need Virtus training to participate in school wide events.

You can register @ <http://www.virtus.org>



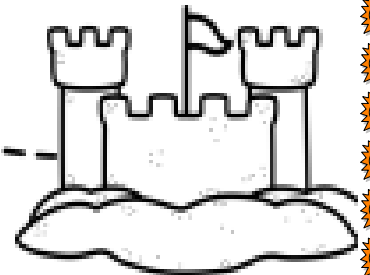



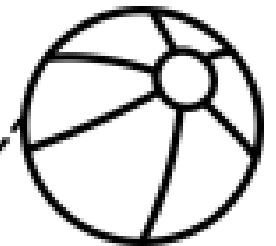
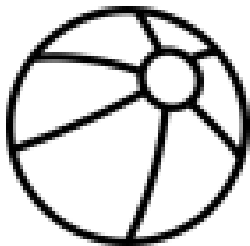


- . Go to registration
- . Pick Brooklyn for Diocese or Online option
- . Then register for **“Protecting God’s Children”** and pick a time that is convenient for you
- . Once you have taken the training please send in a copy of the certificate you have received so we have you on file

***You can email me a copy of the training certificate or you can hand it in on the first day of school. ***

Name: _____

Let's Trace

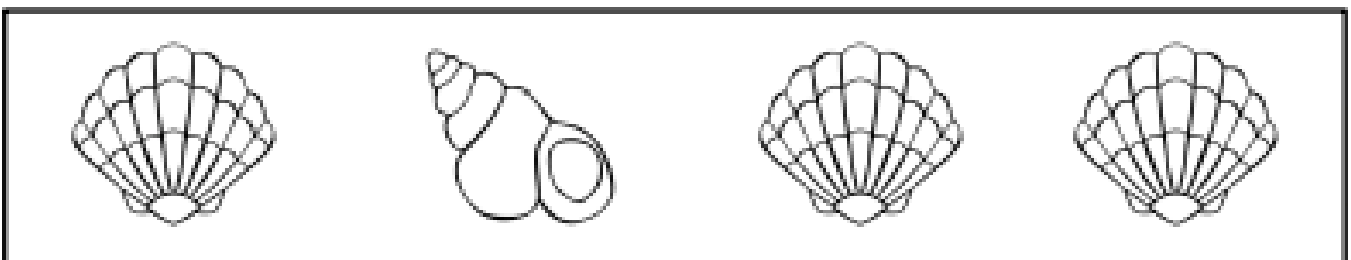
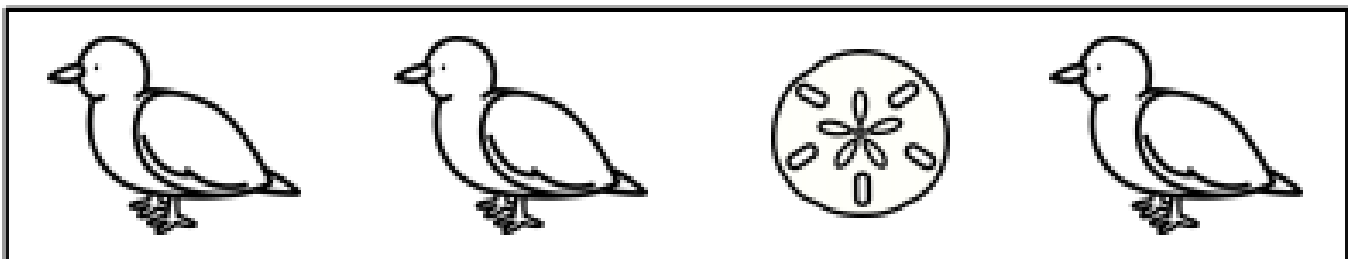
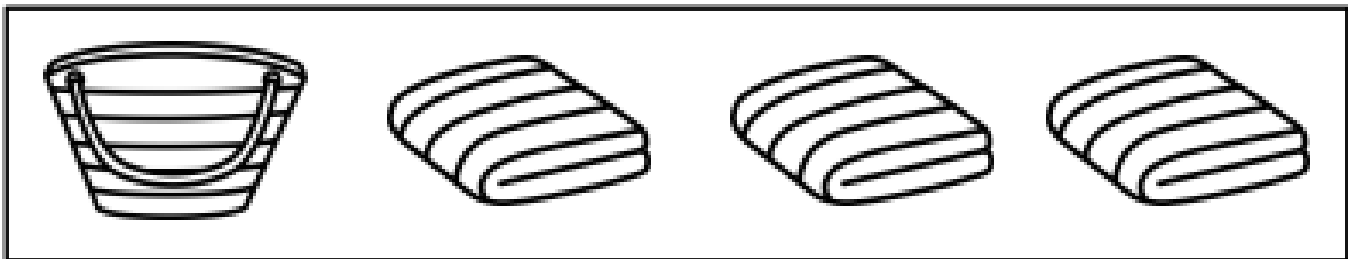
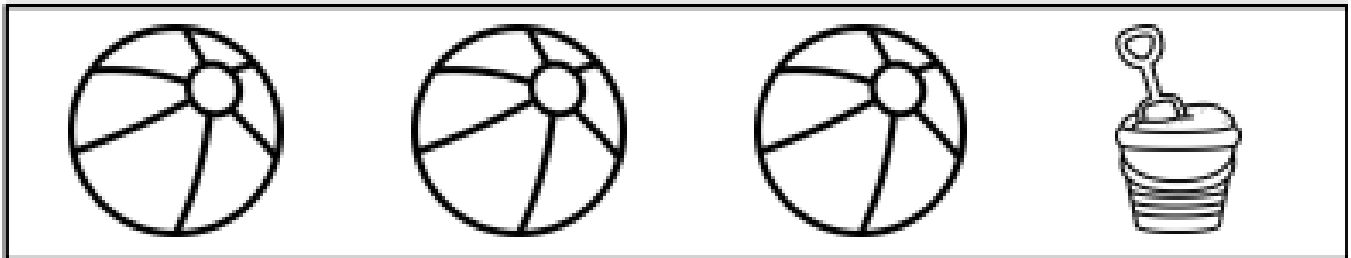
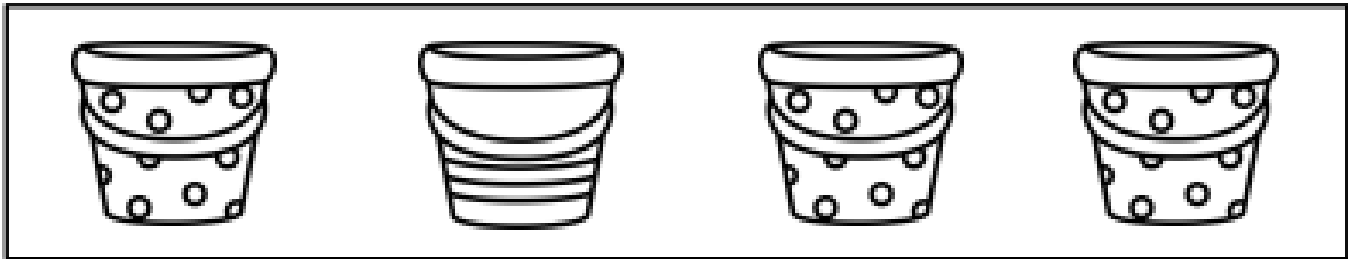
Directions: Trace the dotted lines from one picture to the matching one.



Name: _____

What's Different?

Directions: Look at all of the pictures in each row. Circle the picture that is different.



Name: _____

Summer Patterns

Directions: Cut and paste the pictures to complete each pattern.

				Paste Here
				Paste Here
				Paste Here
				Paste Here
				Paste Here


©Andrea Marchitelli 2018

				
---	---	---	--	---

Name: _____

Handwriting Practice

Uppercase Letters A - Z



Directions: Trace the letters from A to Z.

A

B

C

D

E

F

G

H

I

J

K

L

M

N

O

P

Q

R

S

T

U

V

W

X



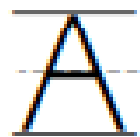





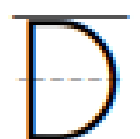

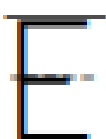

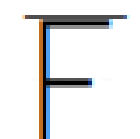



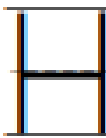

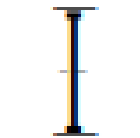
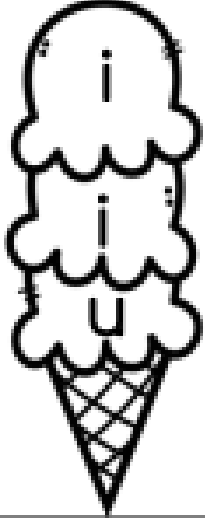
Y

Z

Name: _____

Uppercase & Lowercase

Directions: Look at each uppercase letter. Color in the ice cream scoops with the matching lowercase letter.

Name: _____




Let's Count

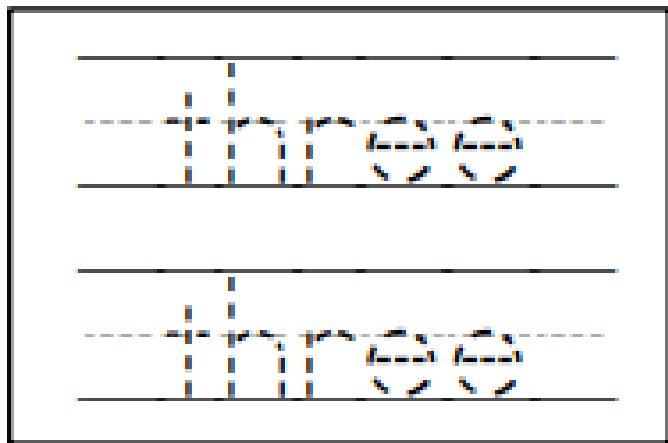
Trace it.



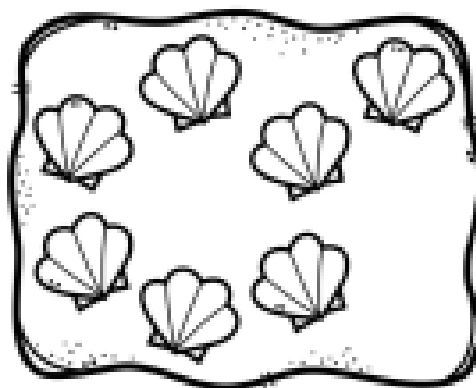
Write it.



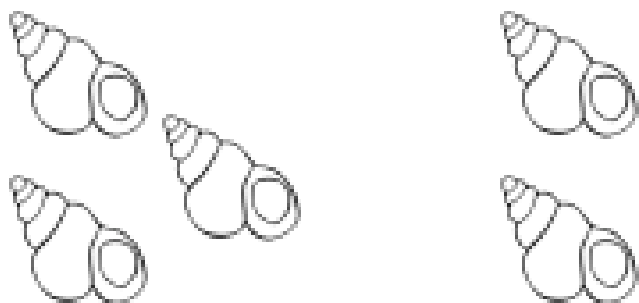
Trace the word.



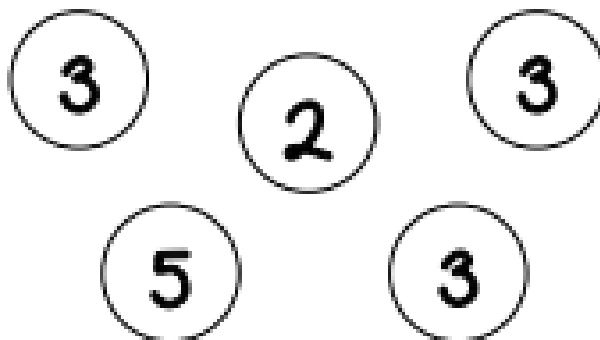
Color 3 shells.



Circle the group with 3 shells.



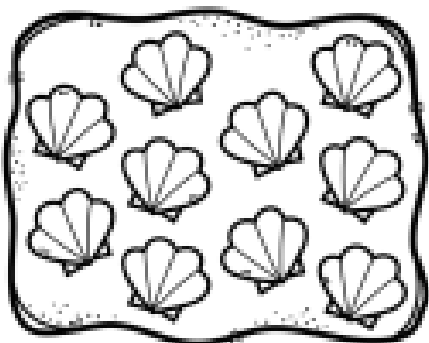
Color in the circles with the number 3.



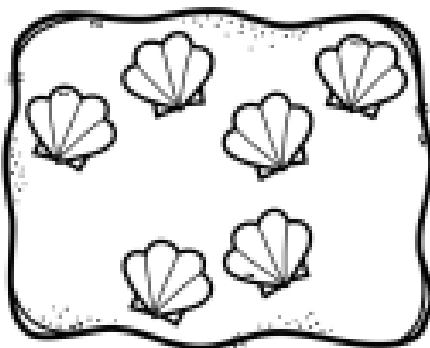
Name: _____

Counting Shells

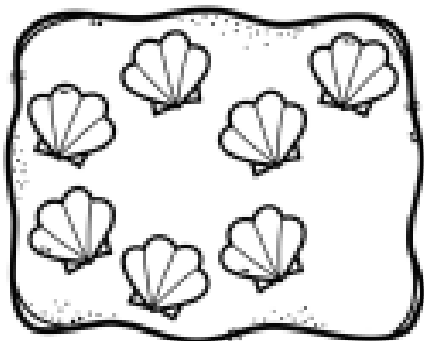
Directions: Count and color the shells. Cut and paste the number to match.




Paste Here




Paste Here




Paste Here



Paste Here



Paste Here



Paste Here

©Andrea Marchionni 2018

5

6

7

8

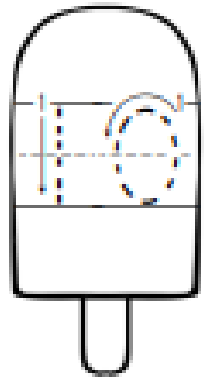




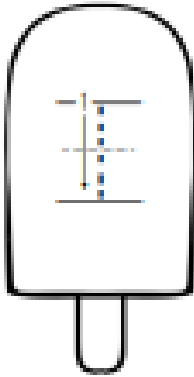
9

10

Name: _____

Number Tracing

Directions: Trace the numbers 1 - 10.



Directions: Write the numbers 1 - 10 in your best handwriting.

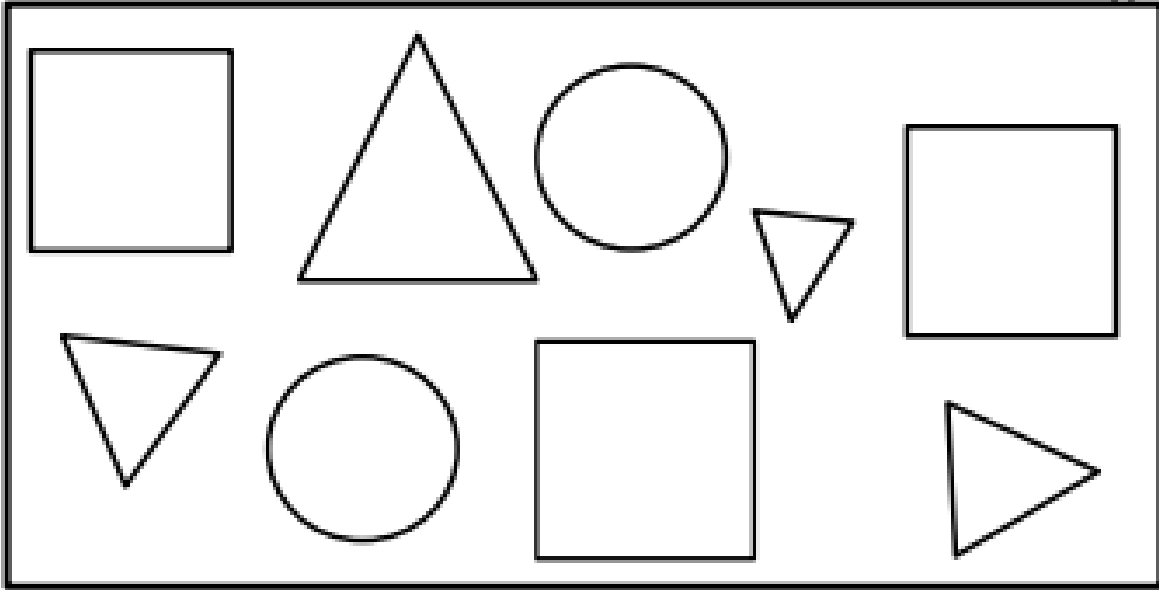
_____	_____	_____	_____	_____
_____	_____	_____	_____	_____
_____	_____	_____	_____	_____
_____	_____	_____	_____	_____


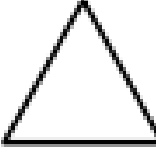

Name: _____



Let's Graph

Directions: Count the shapes and color in a box for each one.



Number of Shapes	4			
	3			
	2			
	1			
				

Shape

Name: _____

Draw & Write



Summertime Writing



What is your favorite summer activity?

A large, rounded rectangular box with a black border, intended for drawing a picture related to the summer activity.



My favorite summer

activity is

Two sets of horizontal writing lines (top solid, middle dashed, bottom solid) for writing the answer.




Name: _____

Beginning Sounds

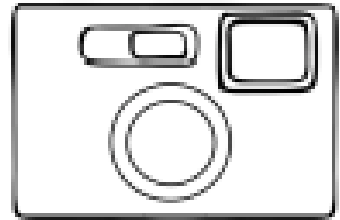
Directions: Look at each picture. Say the name of the picture aloud. Color the circle with the correct beginning sound.




b d f



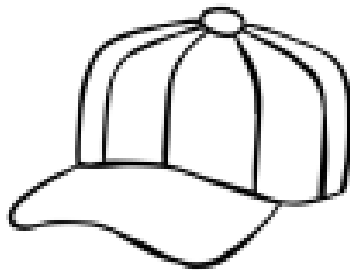
s p r



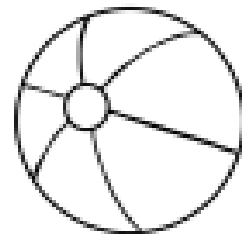
c m p



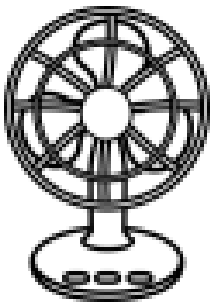
d s m




z e h



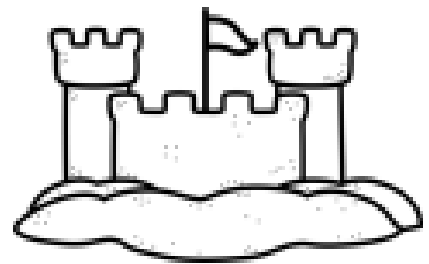
b k l



a f g

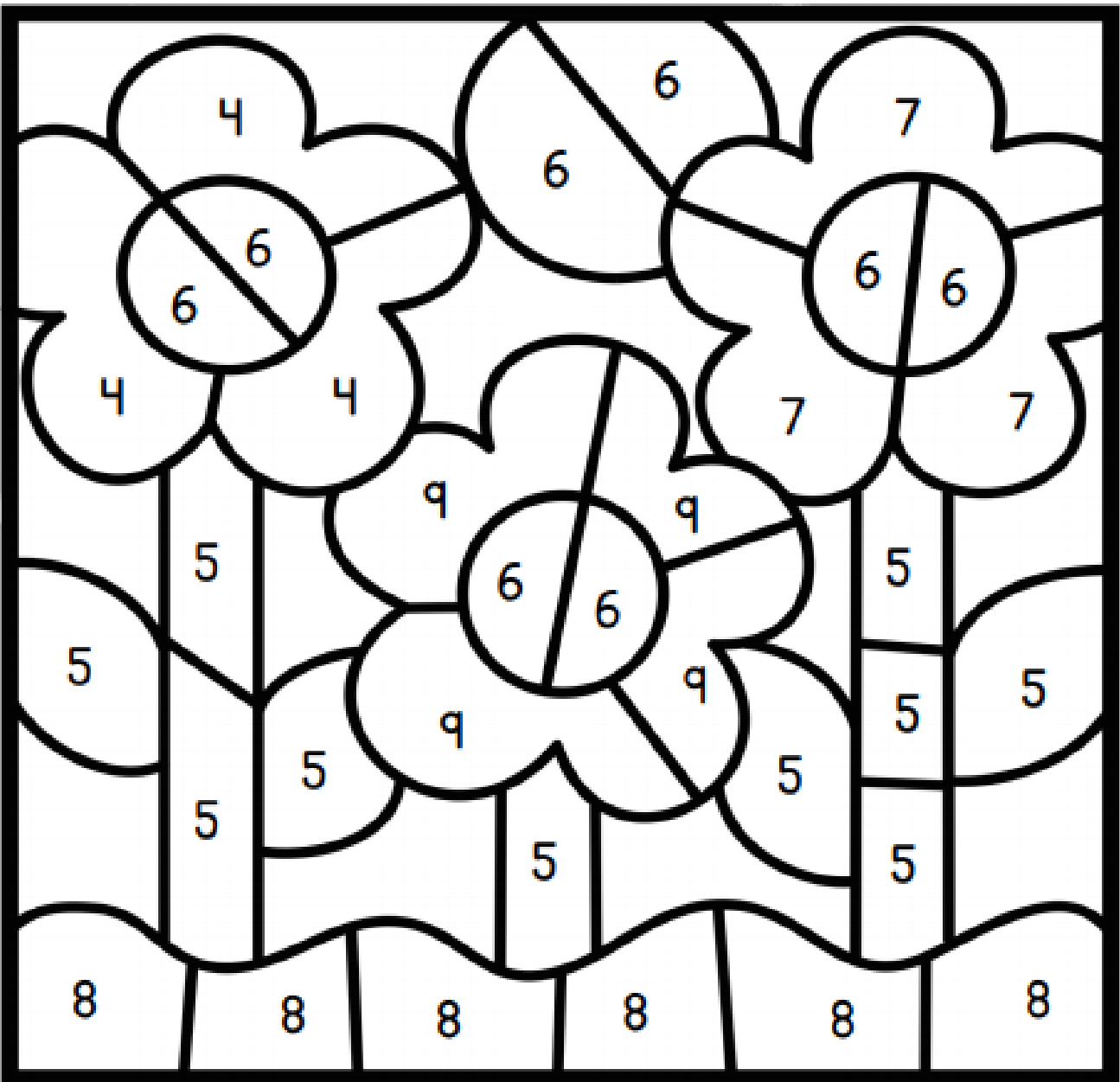


a b c



m n s

Color by Number




Shape Patterns

I can draw the shape that comes next.



Positional Words

I can listen and draw the location of a shape.



Draw a square **in between** the fish.



Draw an oval **in front of** the fishbowl.



Draw a circle **in** the fishbowl.



Draw a rhombus **below** water.



Draw a triangle **next to** the plant.



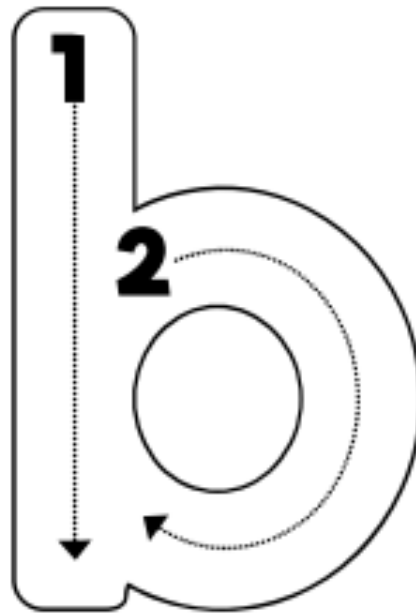
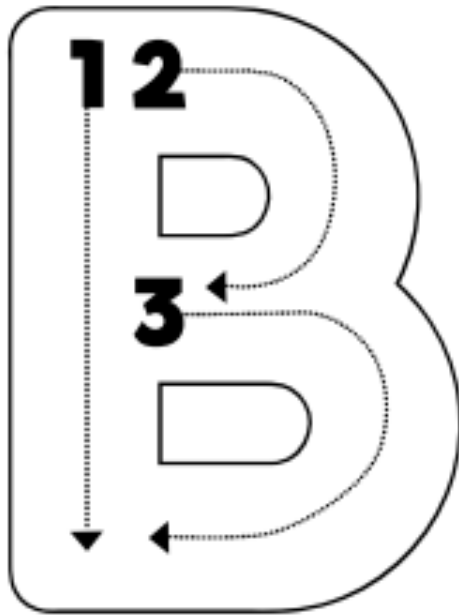
Draw a rectangle **above** the fishbowl.



Alphabet Letters




A B C D E F G H I J K L M N O P Q R S T U V W X Y Z
a b c d e f g h i j k l m n o p q r s t u v w x y z



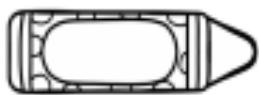
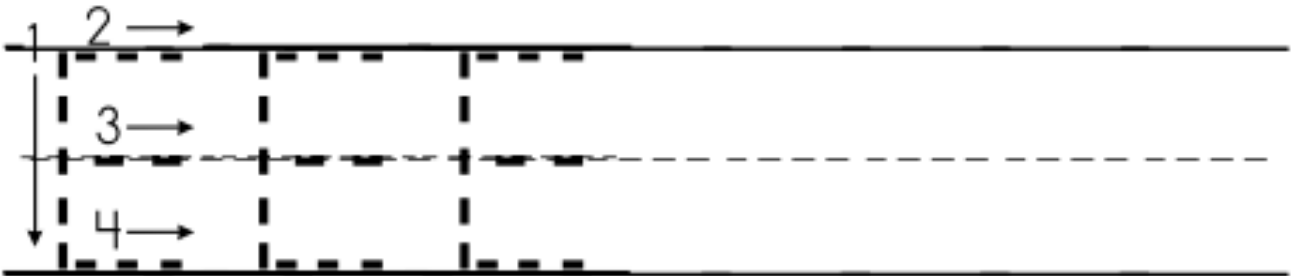
I can find and color the letter Bb.

f	B	H	b	D	b
b	t	E	B	p	b
B	m	B	L	b	B
b	z	b	B	y	K
G	B	j	h	b	U


Alphabet: Trace & Color



I can trace and write each letter.



I can color pictures that begin with the letter Ee.




elephant

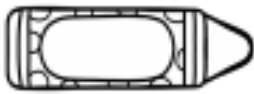
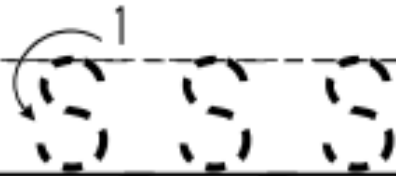
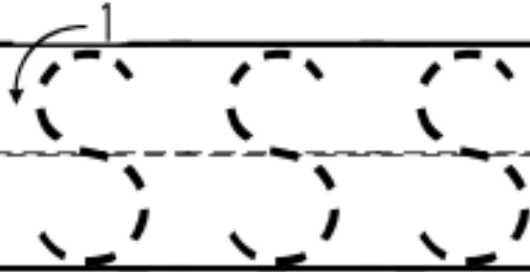


envelope


Alphabet: Trace & Color



I can trace and write each letter.



I can color pictures that begin with the letter Ss.




spider

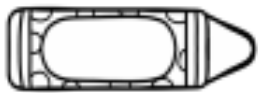

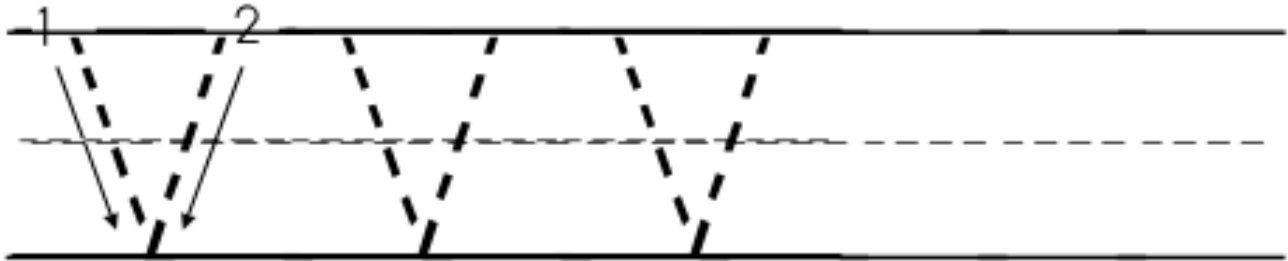


strawberry

Alphabet: Trace & Color



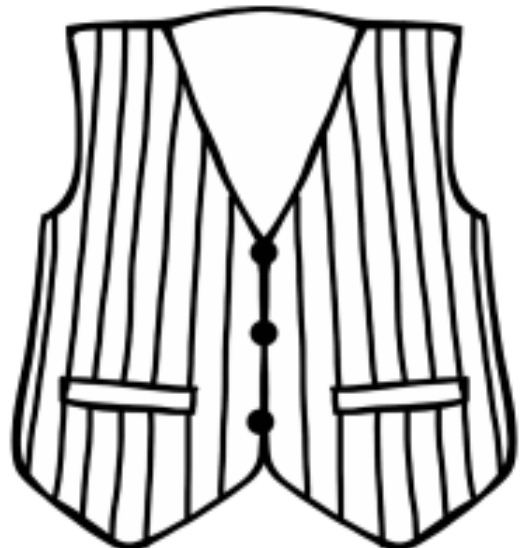
I can trace and write each letter.



I can color pictures that begin with the letter Vv.



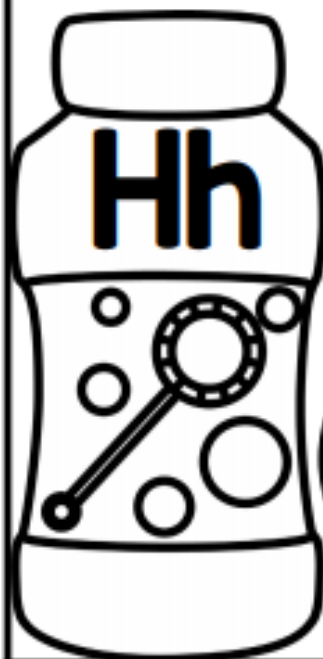
volcano



vest

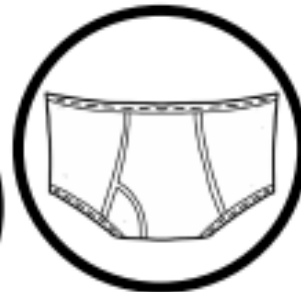
Beginning Sounds

I can color pictures that match the beginning sound.



Beginning Sounds

I can color pictures that match the beginning sound.



Categorizing


I can cut and paste the animals to sort them by air and water.

in the air



underwater

Copyright © Curriculum Castle




Making Cookies

I can cut and paste the pictures in the order that they happened.


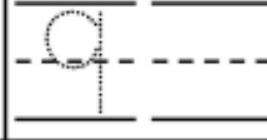
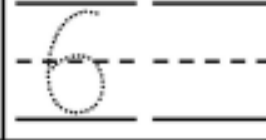
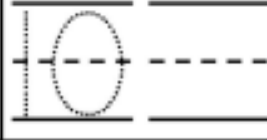
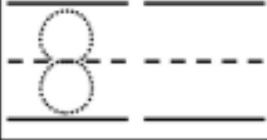
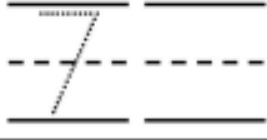
1	2	3
paste	paste	paste

Copyright © Curriculum Castle



Write and Color

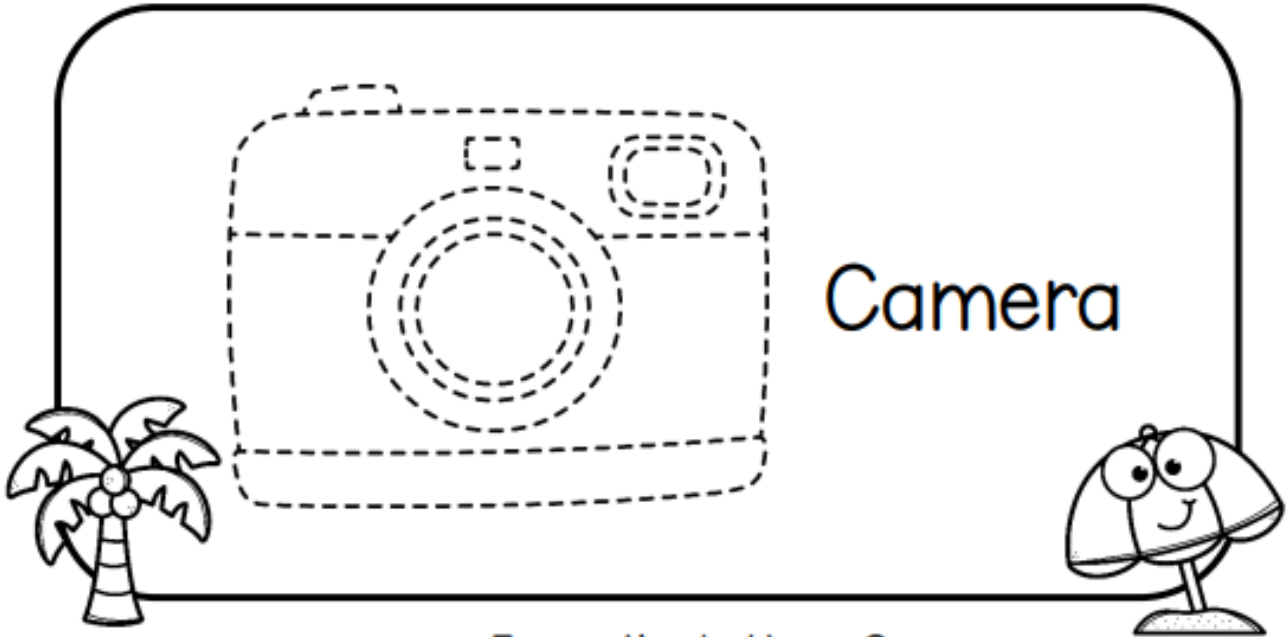
Name: _____



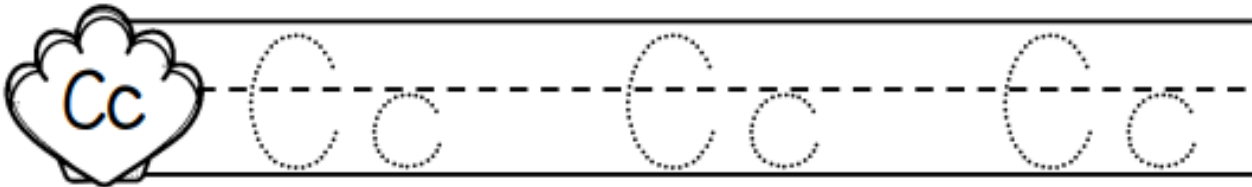
Name: _____

Alphabet Tracing Handwriting Practice

Trace the picture.



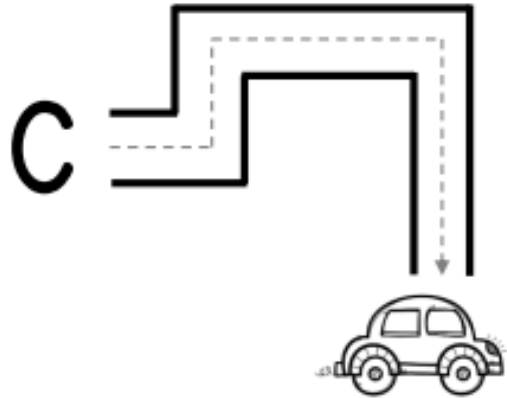
Trace the Letters Cc.



Trace and color the picture



Trace the line through the maze



I can write my name.



Name





Name: _____

Title: _____

Author: _____

Your Child's Favorite Part of the Story?

How did the story make you feel? (Happy, Sad, Scared, Excited etc...)

Who was your favorite character?

Have your child draw a picture of their favorite part in the story.

(Write on the bottom what their favorite part was in words)