

KINDERGARTEN SUMMER PACKET

Dear Parents and Students,

Welcome to St. Margaret Catholic Academy's Kindergarten class. This is a little packet to help you prepare for school in September.

In this packet, you will find:

1. Welcome Outline-- Skills to practice over the summer.
2. Alphabet and Number Worksheets
3. The Sign of the Cross
4. Sample Kindergarten Writing Paper

Have a wonderful summer and I look forward to meeting you in September!!

WELCOME TO KINDERGARTEN


Children develop at different rates. Some learn particular skills earlier and some later. The goal is not to speed up development, but to insure that each child has the best possible opportunities to learn and grow at each level of development. Learning can be fun!!

DURING THE SUMMER

1. Read to your child and play with your child every day.
2. Practice dressing and undressing.
3. Practice coloring/writing/drawing. (Hold crayons/pencils properly.)
4. Practice using scissors and glue.
5. When printing name, first letter capital and the rest lowercase.
6. Teach how to put toys away.
7. Teach how to hang up jacket, sweater, etc..
8. Label all items of clothing.

FOR SEPTEMBER

1. Please make sure your child can take care of his/her toilet needs independently.
2. Your child can put on and take off a coat, jacket or sweater.
3. Please complete and return the alphabet and number worksheets. (Don't forget to write your name on the papers.)



A a B b C c D d

E e F f G g H h

I i J j K k L l M m

N n O o P p Q q

R r S s T t U u V v

W w X x Y y Z z

1 2 3 4 5 6 7 8 9 10 ?

Name _____

Skill: Tracing upper case letters A-L

Trace each letter three times.




Tracing box 1: A row of 15 small circles at the top. Below them are four dashed uppercase letters: A, B, C, and D.

Tracing box 2: A row of 15 small circles at the top. Below them are four dashed uppercase letters: E, F, G, and H. Musical notes are on the left and right sides.

Tracing box 3: A row of 15 small circles at the top. Below them are four dashed uppercase letters: I, J, K, and L. Musical notes are on the left and right sides.





Trace each letter three times.




Name _____

Skill: Tracing lower case a-l

Trace each letter three times.




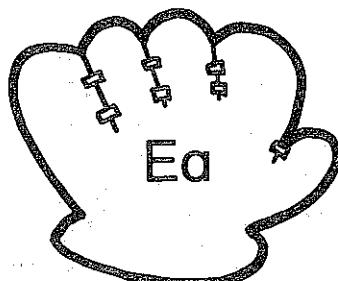
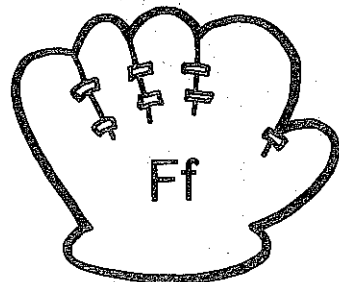
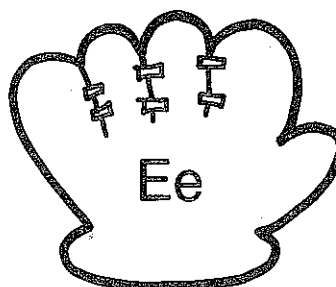

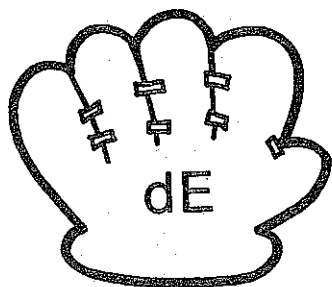
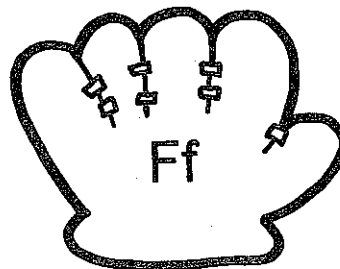
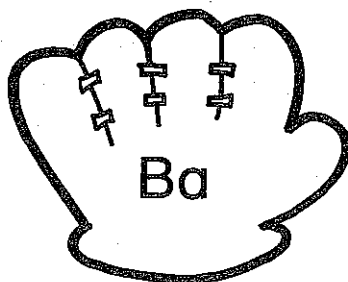
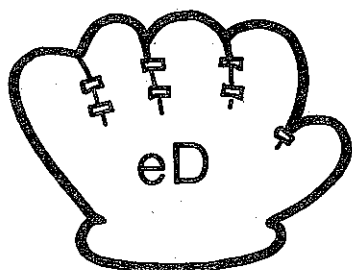
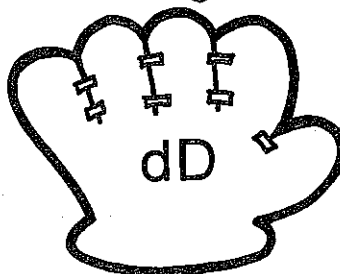

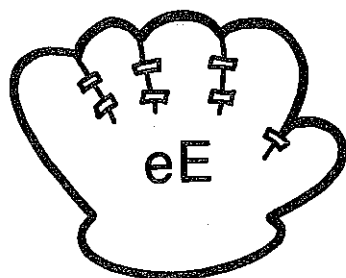
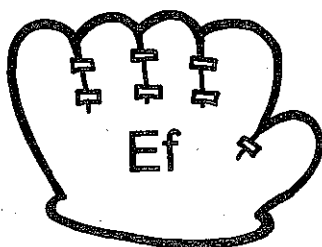

Trace each letter three times.












Name _____

Skill: partners
Dd, Ee, Ff







Color the baseball mitts that have partner letters.



Color the starfish that have partner letters.



Circle the partner letters
on each pot of gold.



Are they partner letters?

Circle 😊 (yes) or 😞 (no).

1. M m



7. n N



2. q Q



8. O p



3. O r



9. m M



4. N n



10. O o



5. p P



11. Q p



6. R q




12. r R



Name _____

Skill: Letter partners
Ss, Tt, Uu

Circle the partner letters.



○
○
S
s u
○

○
○
u
s u
○

○
○
t
u T
○

○
○
s
t s
○

○
○
u
u n
○

○
○
u
u N
○

○
○
T
t f
○

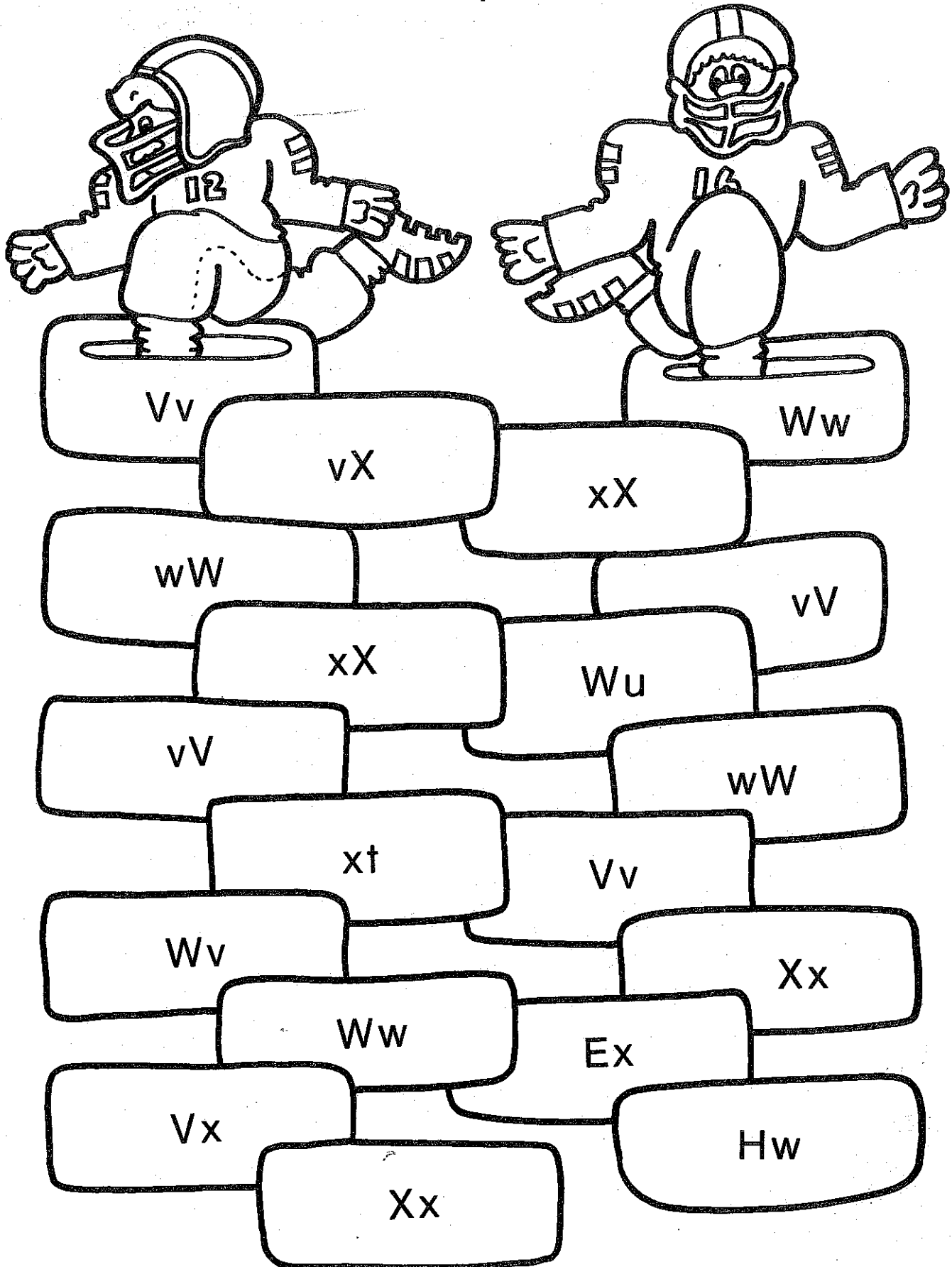
○
○
s
c s
○

○
○
u
u b
○


○
○
s
d s
○

○
○
T
E t
○

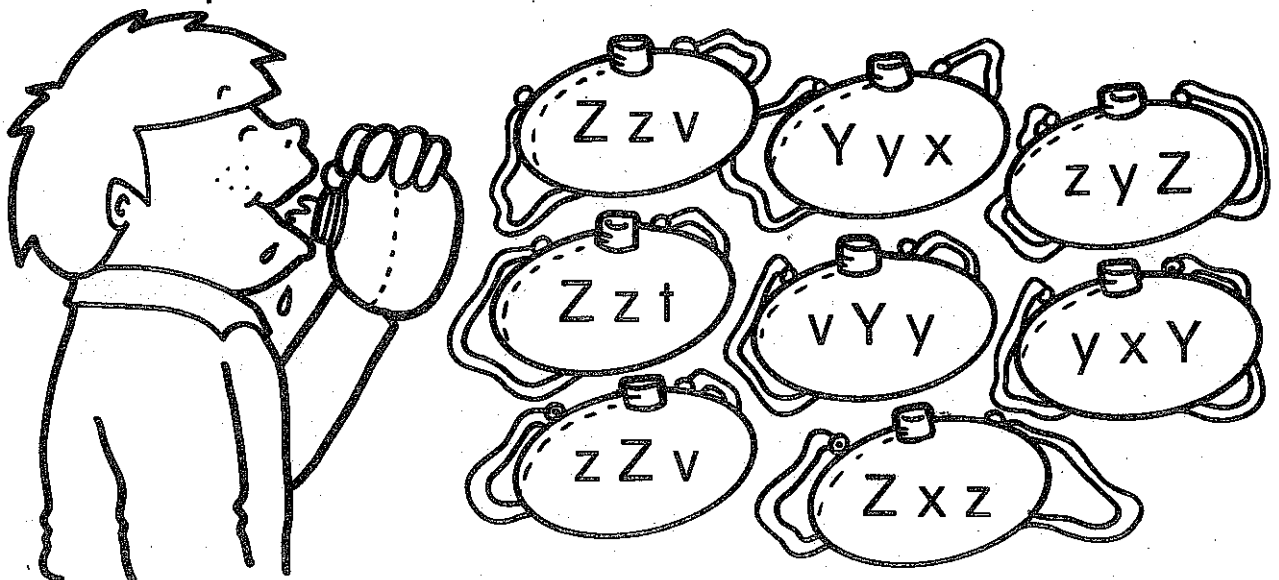
Color the tires that have partner letters.



Circle the letters on the tent that are the same as the first letter.


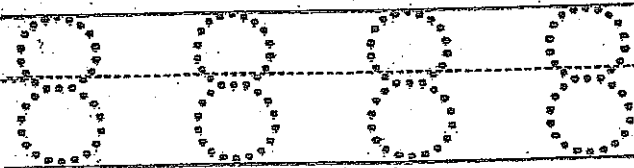

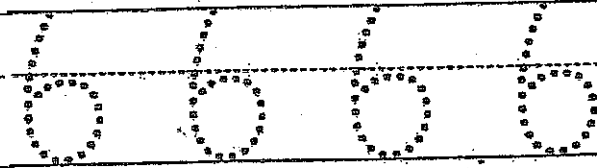
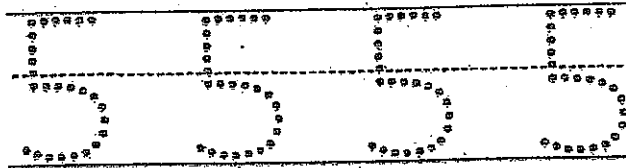
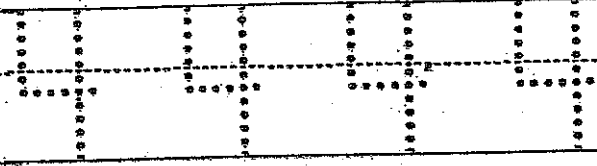
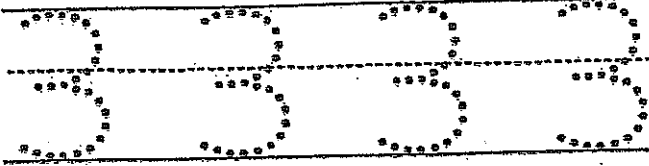



Circle the partner letters on each canteen.



Trace the Numbers










Name: _____




Count the Fish

How Many Fish in the Sea?


Count. Write the number.

 <input data-bbox="230 640 376 798" type="text"/>	 <input data-bbox="698 640 844 798" type="text"/>	 <input data-bbox="1185 640 1331 798" type="text"/>
 <input data-bbox="230 1207 376 1365" type="text"/>	 <input data-bbox="698 1207 844 1365" type="text"/>	 <input data-bbox="1185 1207 1331 1365" type="text"/>
 <input data-bbox="230 1764 376 1921" type="text"/>	 <input data-bbox="698 1764 844 1921" type="text"/>	 <input data-bbox="1185 1764 1331 1921" type="text"/>


The Sign of the Cross




(1.) (Hands together)




(2.) In the name of the Father...




(3.) and of the Son...



(4.) and of the Holy...



(5.) Spirit.



(6.) Amen.

(1.) Join hands in preparation.

(2.) Lay the left hand on the breast, and with the extended fingers of the right hand touch the forehead, saying: "In the Name of the Father."

(3.) Touch the breast, saying: "And of the Son."

(4.) Touch the left shoulder, saying: "And of the Holy..."; then

(5.) the right shoulder, saying: "Spirit."

(6.) Finally, join the hands and say: "Amen."

Always do your best!

