

1st Grade

name: \_\_\_\_\_



my  
Summer  
Review  
Book

I can get ready for 2nd grade!

Dear Parents,

It is sad that this year is already coming to an end, but exciting that your student is moving on to 2nd Grade next year! To help your student retain all of the skills they learned this year and to prepare them with everything they need to succeed in 2nd Grade, I am sending home this Summer Review Book. Often over the summer students experience the "Summer Slide" where they lose many skills they mastered in the previous year. However, we can prevent that with consistent, daily review practice.


These activities are quick and take little time each day, but are invaluable in helping your child maintain their learning. The book is organized into 8 weeks and each week has 5 days of activities. Each day gives one reading and one math activity, except for day 5 where there is a writing activity. Please sit down and go over the activities each day with your child. It is also asked that you read 20 minutes with your child each day and frequently review the sight words included. You can record your reading in the reading log pages. Children should choose two of the books they read and complete the book reports. Your involvement and support is so valuable and very much appreciated. This packet is due on the first day of school. Have a wonderful summer!

Sincerely,

Mrs. Gonzales



# BOOK REPORT



Your Name: \_\_\_\_\_

Title of Book: \_\_\_\_\_

Author: \_\_\_\_\_

Fiction or Non-Fiction: \_\_\_\_\_

Write a few complete sentences about the book you just read: \_\_\_\_\_

\_\_\_\_\_

\_\_\_\_\_

\_\_\_\_\_

\_\_\_\_\_

\_\_\_\_\_

What was your favourite part of the book?

\_\_\_\_\_

\_\_\_\_\_


\_\_\_\_\_

\_\_\_\_\_

How do you rate  
this book?



# BOOK REPORT



Your Name: \_\_\_\_\_

Title of Book: \_\_\_\_\_

Author: \_\_\_\_\_

Fiction or Non-Fiction: \_\_\_\_\_

Write a few complete sentences about the book you just read: \_\_\_\_\_

\_\_\_\_\_

\_\_\_\_\_

\_\_\_\_\_

\_\_\_\_\_

\_\_\_\_\_

What was your favourite part of the book?

\_\_\_\_\_

\_\_\_\_\_

\_\_\_\_\_

\_\_\_\_\_

How do you rate  
this book?



# Sight Words

Please practice these sight words over the summer.

## fry words 1-25

the	on
of	are
and	as
a	with
to	his
in	they
is	I
you	at
that	be
it	this
he	have
was	from
for	

## fry words 26-50

or	can
one	said
had	there
by	use
words	an
but	each
not	which
what	she
all	do
were	how
we	their
when	if
your	

# Sight Words

Please practice these sight words over the summer.

## fry words 51-75

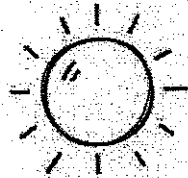


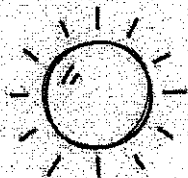

will	make
up	like
other	him
about	into
out	time
many	has
then	look
them	two
these	more
so	write
some	go
her	see
would	

## fry words 76-100

number	sit
no	now
way	find
could	long
people	down
my	day
than	did
first	get
water	come
been	made
called	may
who	part
oil	






# Week 1

Color a sun for each day you read 20 minutes.



## Day 1

Trace the letters and fill in the missing vowel sound.



2. Trace and write the number that matches the word.

twelve



thirty-six

## Day 2

1. Circle picture that matches the sentence.

The kid has a pet.



It is a big dog.




2. I have 4 toys. I got 3 more for my birthday. How many do I have now?  
Draw a picture to solve the problem.

\_\_\_\_\_ toys

# Day 3

1. Touch each dot and read the sound each vowel makes—either short (  ) or long (  ).



2. Circle the equation that matches the story:

Deb had 10 balloons. 4 blew away. How many does Deb have left?

$10 + 4 = 14$



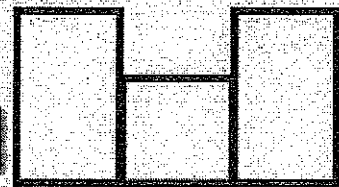

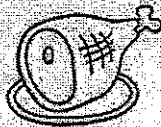
$10 - 4 = 14$

$10 - 4 = 6$

$10 + 4 = 6$

# Day 4

1. Fill in the missing letters to match the picture.



2. Finish the counting sequences.

40

\_\_\_\_\_

68

\_\_\_\_\_

# Day 5

Write a sentence about what you like to do when it is hot outside.

---

---

---





---

---

---

# Week 2

Color a palm tree for each day you read 20 minutes.








## Day 1



1. Write the beginning blend that each word starts with.

### Blend Bank:

- cl
- st
- bl
- gl




2. Trace the number and fill in the numbers before and after.



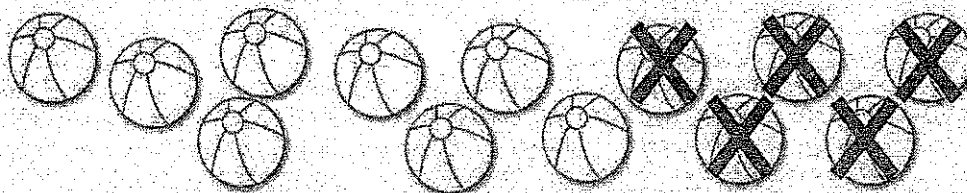
## Day 2

1. Read the sentence and draw a picture to illustrate it.

When it is hot, I like to swim in the pond.




2. Write an equation to match the pictures and solve.



\_\_\_\_\_ - \_\_\_\_\_ = \_\_\_\_\_

## Day 3

1. Blend the sounds together to read the blends as you slide your finger between the dots.



2. Write a number sentence to match the story and solve.

Tim had 8 brown dogs and 4 black dogs. How many dogs does Tim have altogether?

$$\underline{\quad\quad} + \underline{\quad\quad} = \underline{\quad\quad}$$

## Day 4

1. Add end blends to make real words.




End Blend Bank:

lk



mp

nd

st



2. Trace and fill in the missing numbers.



## Day 5

Write a sentence about your favorite book you read this week.

---

---

---






---

---

---






# Week 3

Color a bucket for each day you read 20 minutes.



## Day 1

1. Trace each blend and draw a line to the word it matches.




2. Finish the chart to 120.

101									

## Day 2

1. Circle the picture that matches the sentence.

I see a green frog grab a fly for a snack.



2. 13 kids were at the beach. 6 went home. How many are left?  
Draw a picture to solve the problem.

\_\_\_\_\_ kids



### Day 3

1. Blend the sounds together to read the blends as you slide your finger between the dots.

n d    l k    n t    m p    l p    s k



2. Solve the problems by counting on and write an equation to match.





\_\_\_ + \_\_\_ = \_\_\_

\_\_\_ + \_\_\_ = \_\_\_

### Day 4

1. Read the word and draw a picture of it.

list 

clap 

drop 


2. Write a number sentence to match the story and solve.

9 crabs are in the sand. 4 crawl away. How many are left?

\_\_\_ - \_\_\_ = \_\_\_

### Day 5

Go outside and find something interesting in nature. Draw a picture of it and write a sentence about it.



\_\_\_\_\_

-----

\_\_\_\_\_

-----

\_\_\_\_\_

-----

\_\_\_\_\_

-----

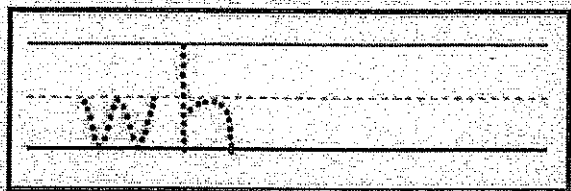

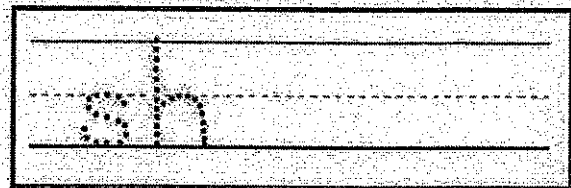

# Week 4

Color a pineapple for each day you read 20 minutes.

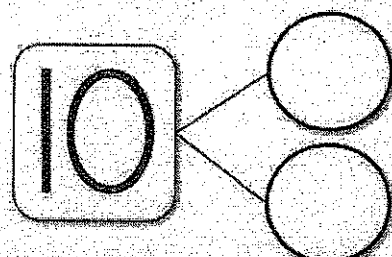
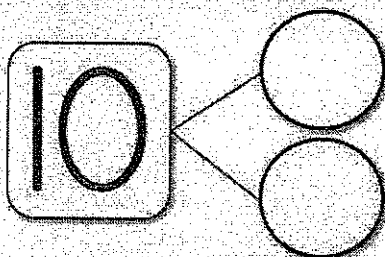
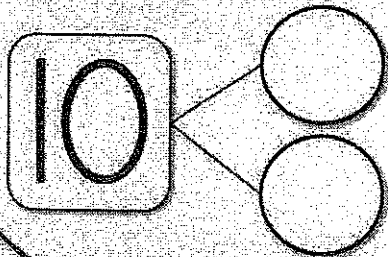


**Day 1**

1. Trace and write each digraph.




2. Write 3 different ways to make 10.



**Day 2**

1. Read the sentence and draw a picture to illustrate it.

A small pink crab is in the soft sand.



2. Solve the addition and subtraction problems.

$$6 + 4 = \underline{\quad}$$

$$7 - 3 = \underline{\quad}$$

$$8 - 2 = \underline{\quad}$$

$$4 + 5 = \underline{\quad}$$

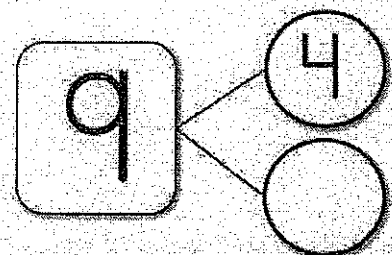
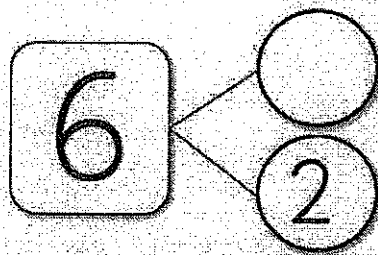

# Day 3

1. Touch each dot and read the sound each digraph makes.

th sh ch wh sh th wh ch


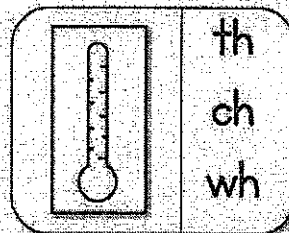

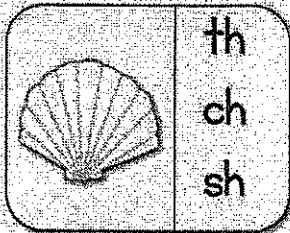
● ● ● ● ● ● ● ●

2. Fill in the missing parts in the number bonds.



# Day 4

1. Circle the digraph each word begins with.



2. Use these numbers to fill out 4 equations that make sense.

3, 5, 8

\_\_\_ + \_\_\_ = \_\_\_

\_\_\_ - \_\_\_ = \_\_\_

\_\_\_ + \_\_\_ = \_\_\_

\_\_\_ - \_\_\_ = \_\_\_

# Day 5

Write about how to make your favorite snack to eat in the summer.

---

---

---

---

---

---

---


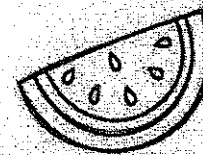
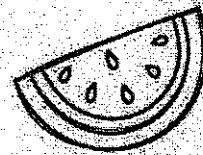
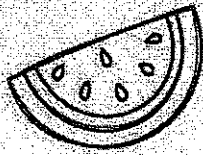
---

---

---

# Week 5

Color a watermelon for each day you read 20 minutes.



## Day 1

Trace and write each word. Circle the digraphs and then read the words.

fish

chat

whip

bath

2. Draw a line to connect numbers that make 10.

5

8

6

9

7

2

4

5



3

1

## Day 2

1. Circle the picture that matches the sentence.

The fish swims by a chest in the water.



2. Solve the problems as fast as you can!

$3 + 4 = \underline{\quad}$

$8 - 2 = \underline{\quad}$

$6 - 4 = \underline{\quad}$

$4 - 2 = \underline{\quad}$

$6 + 3 = \underline{\quad}$

$2 + 5 = \underline{\quad}$

# Day 3

1. Add digraphs to make real words.

Digraph Bank:

th

sh

ch

wh

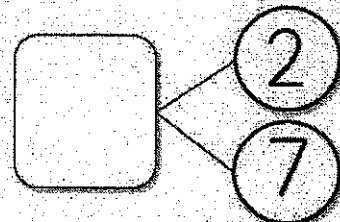
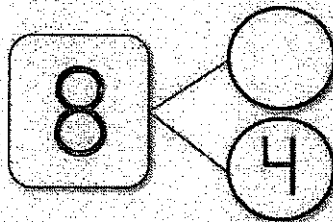
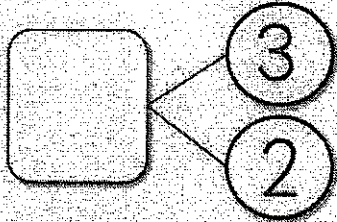
□ □ ut □

mi □ □

l un □ □

□ □ alle


2. Fill in the missing numbers in the number bonds.




# Day 4

1. Read the word and draw a picture of it.

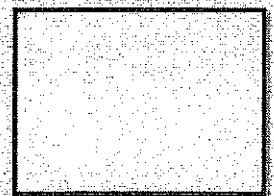
fish



ship



chin



2. Use these numbers to fill out 4 equations that make sense.

3, 6, 9

\_\_\_ + \_\_\_ = \_\_\_

\_\_\_ - \_\_\_ = \_\_\_

\_\_\_ + \_\_\_ = \_\_\_

\_\_\_ - \_\_\_ = \_\_\_

# Day 5

What kind of animals do you see in the summer?  
Write 3 sentences about them.

\_\_\_\_\_

\_\_\_\_\_

\_\_\_\_\_

\_\_\_\_\_

\_\_\_\_\_

\_\_\_\_\_

\_\_\_\_\_

# Week 6

Color a popsicle for each day you read 20 minutes.



## Day 1

1. Trace and read each word. Then add a "silent-e" to the end and read it again.

tap

sit

cod

nut

2. Write 10 less on top of the number, and ten more on the bottom.

15
25
35

40

37

63


18

81

## Day 2

1. Read the sentence and draw a picture to illustrate it.

The cute dog does tricks for a white bone.



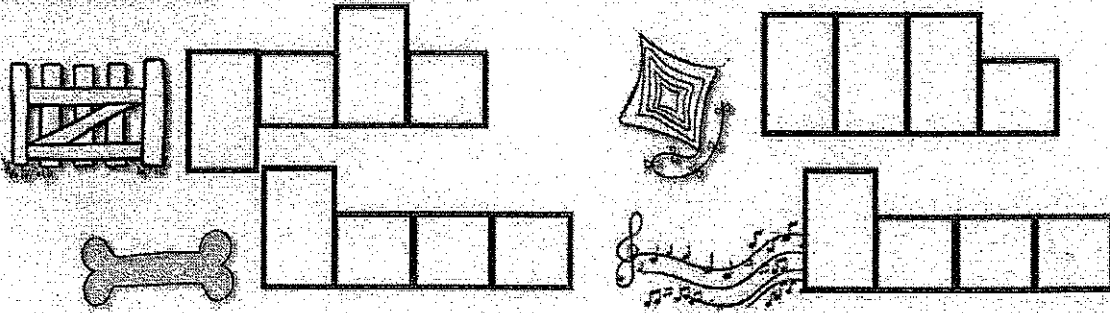
2. I have 3 dogs, 2 birds, and 4 cats. How many pets do I have altogether?

Write a number sentence and solve.

$$\underline{\quad} + \underline{\quad} + \underline{\quad} = \underline{\quad}$$

# Day 3

1. Write the silent-e words to match the picture.



2. Circle the correct number.

10 more than 23		
13	24	33

10 less than 41		
31	51	40

10 more than 78		
87	88	68

# Day 4

1. Circle the silent-e words, then read ALL of the words.

cup      robe      tag      joke      bike  
skate      mad      flute      jog      made

2. Jen has 2 dollars. She earned 4 more dollars doing chores. For her birthday she got 5 dollars. How much money does Jen have now? Write a number sentence and solve.

$$\underline{\quad\quad} + \underline{\quad\quad} + \underline{\quad\quad} = \underline{\quad\quad}$$

# Day 5

How long do you think summer vacation should be?  
Answer and give at least 2 reasons.

---

---

---

---

---

---

---

---

---

---

# Week 7

Color a flip flop for each day you read 20 minutes.



## Day 1

1. Trace and write each vowel digraph. Read the sounds they each make.

ai	oy	ee	ea	oa
ow	ou	ow	ou	oo

2. Fill in the missing number in the equations.

$$3 + \underline{\quad} = 5 \quad \underline{\quad} + 5 = 9 \quad 6 + \underline{\quad} = 11$$
$$\underline{\quad} + 2 = 6 \quad 7 + \underline{\quad} = 10 \quad \underline{\quad} + 8 = 12$$

## Day 2

1. Circle the main idea of the story.

Pam and Ron are at the beach. They dig in the sand and make a sand castle. They find crabs and feed the birds. They eat snacks and ice cream. They have fun at the beach!

Animals are at the beach.

Pam and Ron have fun at the beach.

Ice cream is good on a hot day.

2. Write how many tens and ones are in each number.

23	
tens	ones

56	
tens	ones

70	
tens	ones

91	
tens	ones

## Day 3

1. Touch each dot and read the sound the vowel digraph makes.

ee ai ou aw oa ea au oy ay oi  
● ● ● ● ● ● ● ● ● ●

2. Write each number in expanded form.

$$\underline{20} + \underline{6} = \underline{26}$$

$$\underline{\quad} + \underline{\quad} = \underline{\quad}$$

$$\underline{\quad} + \underline{\quad} = \underline{\quad}$$

$$\underline{\quad} + \underline{\quad} = \underline{\quad}$$

$$\underline{\quad} + \underline{\quad} = \underline{\quad}$$

$$\underline{\quad} + \underline{\quad} = \underline{\quad}$$

## Day 4

1. Circle the vowel digraphs and draw a picture to match.

rain

straw

snow

boat

couch

beach

2. Circle the true equations, and cross out the false equations.

$$6 - 2 = 4$$

$$10 - 3 = 8$$

$$6 + 5 = 13$$

$$7 + 2 = 5$$

$$12 = 10 + 2$$

$$3 + 1 = 1 + 3$$

## Day 5

Write about the beginning, middle, and end of a story you read this week.

---

---

---

---

---

---

---


---

---

---






# Week 8

Color a flamingo for each day you read 20 minutes.



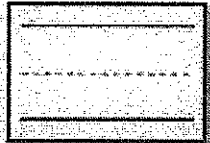
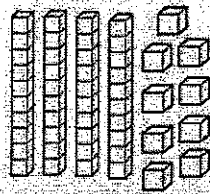

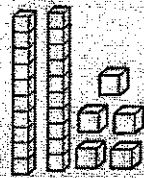

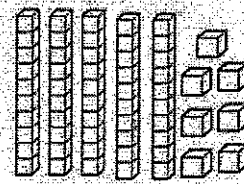

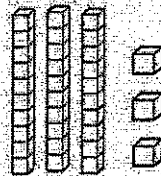

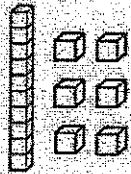


## Day 1

1. Trace and write each r-controlled team.



2. Write the number that the tens and ones show.



## Day 2

1. Circle the main idea of the story.

Kurt is going to make a bird house! First, he needs to saw the wood. Then he will use nails and a hammer. Last, he will cut a hole and put in corn for the bird to eat. Kurt will put it in the yard. It will be a nice bird house!

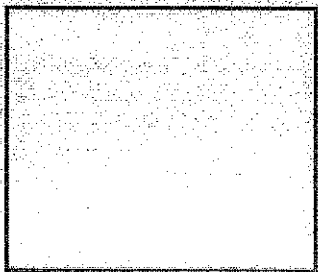
Birds eat corn.

Kurt needs nails and a hammer.


Kurt will make a bird house.

2. Draw the tens (lines) and ones (dots) to match the number.


35



57



72



# Day 3

1. Color the r-controlled vowel teams to match the key, then read the words.

## Color Key

ar: red

or: blue

er, ir, ur: green

stir    corn    fern    card    burn

barn    slurp    birth    stork    herd

2. Color the greater number GREEN and the lesser number RED.

16    25

34    33

45    25

46    64

71    59

56    65


69    80

98    89

# Day 4

1. Read each word and draw a picture to match.

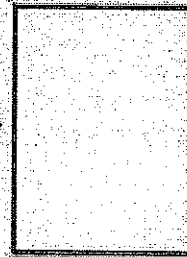
yarn




storm



dirt



surf



2. Solve by adding the tens and the ones.

$13 + 21 = \underline{\quad}$

$35 + 30 = \underline{\quad}$

$$\begin{array}{r} 25 \\ + 32 \\ \hline \end{array}$$

$$\begin{array}{r} 43 \\ + 55 \\ \hline \end{array}$$

# Day 5

Write about your 3 favorite things you did this summer.  
Check for capitals and periods!

---

---

---

---

---

---

---

---

---

---