

Kindergarten

1st Grade  
name: \_\_\_\_\_

my  
Summer  
Review  
Book

I can get ready for 1st grade!

Dear Parents,

It is so exciting that your student is moving on to First Grade next year! To help your student retain all of the skills they learned this year and to prepare them with everything they need to succeed in first grade, I am sending home this Summer Review Book. Often over the summer students experience the "summer slide" where they lose many skills they mastered in the previous school year. However, we can prevent that with consistent daily review practice.

These activities are quick and take little time each day, but are invaluable in helping your child maintain their learning. The book is organized into 8 weeks and each week has 5 days of activities. Each day gives one reading and one math activity, except for day 5 where there is a writing activity. Please sit down and go over the activities each day with your child. It is also asked that you read 20 minutes with your child each day and frequently review the site words included and ones they learned this year. You can record your reading in the reading log pages. Two book reports are attached and will need to be completed as well. I have included a suggested book list to help. Your involvement and support is so valuable and very much appreciated. This work is due the first week of school. Have a wonderful summer!

Thank you so much!

## Suggested Book List

Big Shark, Little Shark by Anna Membrino  
Pete The Cat: Pete At The Beach by James Dean  
Pete The Cat: Play Ball by James Dean  
Pete The Cat: Scuba Cat by James Dean  
Biscuit Goes Camping by Alyssa Satin Capucilli  
Biscuit In The Garden by Alyssa Satin Capucilli  
Biscuit's First Beach Day by Alyssa Satin Capucilli  
Mouse's First Summer by Lauren Thompson  
The Berenstain Bears: The Bears' Picnic by Stan and Jan Berenstain  
The Berentain Bears: The Bears' Vacation by Stan and Jan Berenstain  
The Berenstain Bears: The Bike Lesson by Stan and Jan Berenstain  
The Best Nest by P.D. Eastman  
Sam and the Firefly by P.D. Eastman  
Fred and Ted Go Camping by Peter Eastman  
Olivia Goes Camping by Alex Harvey  
The Adventures of Beekle, by Dan Santat  
The Book with No Pictures, by B. J. Novak  
The Boy Who Grew a Forest: The True Story of Jadav Payeng, by Sophia Gholz  
The Day The Crayons Quit, by Drew Daywalt  
Don't Throw it to Mo!, by David A. Adler  
Dragons Love Tacos, by Adam Rubin  
Good Night Owl, by Greg Pizzoli

*Goodnight Moon*, by Margaret Wise Brown

*Inch, by Inch*, by Leo Lionni

*Mr. Tiger Goes Wild*, by Peter Brown

*My Father's Dragon*, by Ruth Stiles Gannett

*Oops, Pounce, Quick, Run!* by Mike Twohy

*Press Here*, by Hervé Tullet

*A Sick Day for Amos McGee*, by Phillip Cristian Stead

*Too Tall Houses*, by Gianna Marino


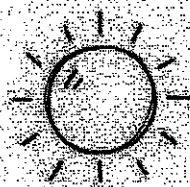


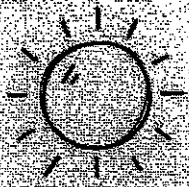
*Waiting*, by Kevin Henkes

*We Are Growing*, by Mo Willems





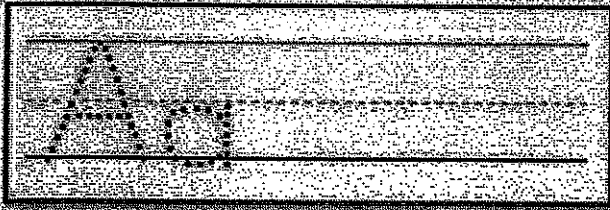
# Week 1

Color a sun for each day you read 20 minutes.




## Day 1

1. Trace and write each letter.



2. Trace and fill in the missing numbers.




## Day 2

1. Circle the all of the letter "a"s.

Aa

b a C d B D A e a d A

2. Count the pictures and circle how many there are.



5

7

6



10

8

7


### Day 3

1. Touch each dot and say the name and sound of each letter.

B      c      A      d      C      a      D      b





●      ●      ●      ●      ●      ●      ●      ●

2. Count and color 5 buckets.



### Day 4

1. Fill in the missing beginning letter to match the picture.



2. Finish the counting sequences.

3

\_\_\_\_\_

5





\_\_\_\_\_

### Day 5

Draw a picture of something fun you did this week!





# Week 2

Color a palm tree for each day you read 20 minutes.




## Day 1

1. Trace and write each letter.



2. Trace and fill in the missing numbers.



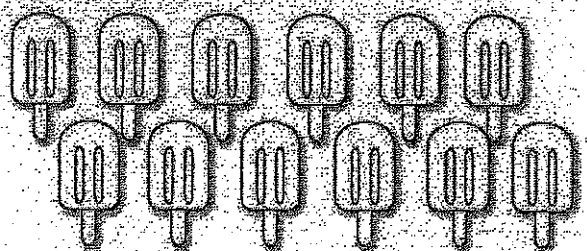
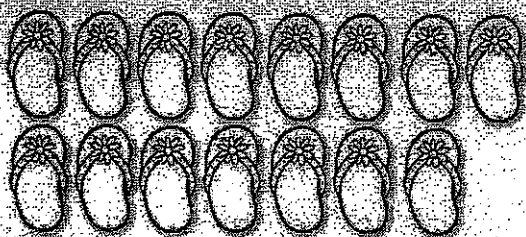
## Day 2

1. Circle all of the letter 'e's.

Ee

g F e G h E f H e G h

2. Count the pictures and write how many there are.



\_\_\_\_\_ flip flops


\_\_\_\_\_ popsicles

### Day 3

1. Touch each dot and say the name and sound of each letter.

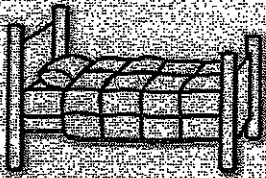
F h E g H e G f

2. Count and color 11 suns.




### Day 4

1. Fill in the missing beginning letter to match the picture.



e o



e n

2. Finish the counting sequences.

10                              






15                              

### Day 5

Draw a picture of a story you read this week!





# Week 3

Color a bucket for each day you read 20 minutes.



## Day 1

1. Trace and write each letter.



2. Trace and count by tens.

10

20

30

40

50

60

70

80

90

100


## Day 2

1. Circle all of the letter 'i's.


Ii

k I i J I K j I i L j

2. Count the pictures and circle which group is greater.



umbrellas




sunglasses

### Day 3

1. Touch each dot and say the name and sound of each letter.







2. Count and color 17 shells.



### Day 4

1. Fill in the missing ending letter to match the picture.



2. Finish the counting sequences.



### Day 5

Write a word that describes summer and draw a picture to match.



# Week 4

Color a pineapple for each day you read 20 minutes.



## Day 1

1. Trace and write each letter.



2. Write the numbers 1-20.



## Day 2

1. Circle all of the letter 'o's.

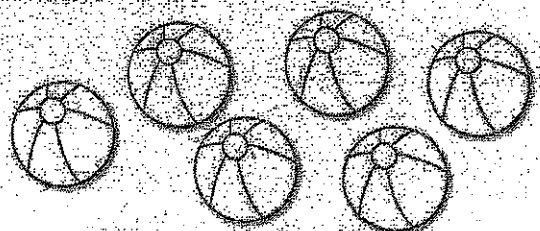
Oo

p M n O m P o N m P o

2. Count the pictures and circle which group has less.




suns





beach balls

### Day 3

1. Touch each dot and say the name and sound of each letter.







2. Fill in the ten frame to match how many starfish there are.




### Day 4

1. Fill in the missing ending letter to match the picture.




2. Trace and then circle the greater number.







### Day 5

What is your favorite food to eat during the summer? Draw a picture to match it.




# Week 5

Color a watermelon for each day you read 20 minutes.



## Day 1

1. Trace and write each letter.



2. Count as high as you can!  
Write the number you get to.

\_\_\_\_\_


## Day 2

1. Circle all of the letter "u"s.

Uu

S t R u Q r T s U r u

2. I have 3 shells. I found 4 more shells. How many shells do I have now?




## Day 3

1. Touch each dot and say the name and sound of each letter.

S u R t q U s r T Q

● ● ● ● ● ● ● ● ● ●


2. Circle whether the balls are greater than, less than, or equal to the buckets.



greater than


less than

equal to




## Day 4

1. Fill in the missing middle letter to match the picture.




s \_ n



n \_ t

2. Circle the correct measurement word.



The cub is ( taller / shorter )  
than the fox.

## Day 5

Write two words you can read from a book you that read this week.

\_\_\_\_\_

\_\_\_\_\_

\_\_\_\_\_

\_\_\_\_\_

\_\_\_\_\_

\_\_\_\_\_





# Week 6

Color a popsicle for each day you read 20 minutes.



## Day 1

1. Trace and write each letter.



2. Count by 10's to 100.

3. Jump 100 times!

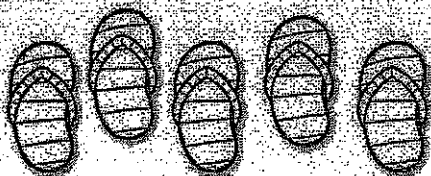
## Day 2

1. Circle all of the vowels.

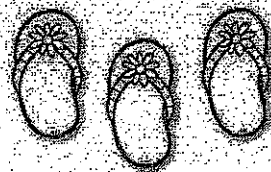
a e i o u

b e t u h a j i q l o z

2. Write a number sentence to match the pictures and solve.



+



+

=

\_\_\_\_\_

\_\_\_\_\_

\_\_\_\_\_

### Day 3

1. Touch each dot and say the name and sound of each letter.

w    Y    v    X    z    V    y    W    x    Z

●    ●    ●    ●    ●    ●    ●    ●    ●    ●

2. Solve the addition problems.

$$2 + 1 = \underline{\quad}$$





$$1 + 4 = \underline{\quad}$$

$$3 + 2 = \underline{\quad}$$


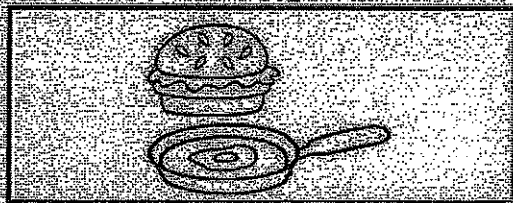
$$2 + 2 = \underline{\quad}$$

### Day 4

1. Fill in the missing middle letter to match the picture.



2. Circle which picture is longer.



### Day 5

What animals do you see in the summer? Draw a picture to match.

\_\_\_\_\_

\_\_\_\_\_

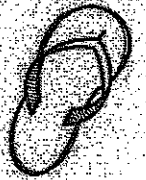


\_\_\_\_\_

\_\_\_\_\_

\_\_\_\_\_



# Week 7

Color a flip flop for each day you read 20 minutes.



## Day 1

1. Trace and write the matching capital or lowercase letter.



2. Circle the number sentence that matches the story.

I have 4 beach balls. One rolls away. How many are left?

$$4 + 1 = 5$$

$$4 - 1 = 3$$

## Day 2

1. Draw a line to match each punctuation mark to its name.

?

.


!

exclamation mark

question mark

period

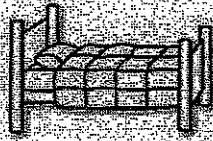

2. 6 crabs are in the sand. 2 crawl away. How many are left?




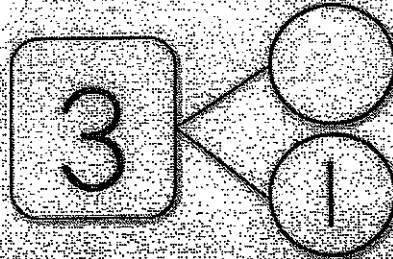

\_\_\_\_\_ crabs

### Day 3

1. Write the letter that shows the beginning sound in each picture.




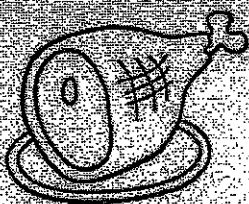


2. Fill in the missing parts in the number bonds.




### Day 4

1. Fill in the letters to match the picture.



2. Does the picture show adding or subtracting?



### Day 5

Write a sentence about your favorite story.

---

---

---

---

---






---

---

---


# Week 8

Color a flamingo for each day you read 20 minutes.


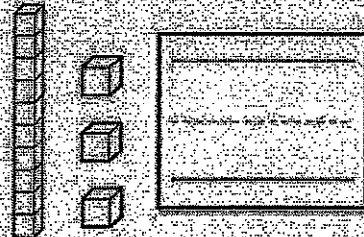
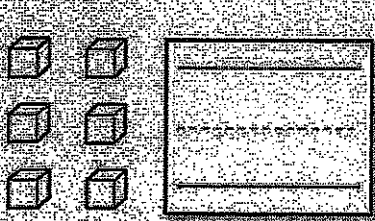


## Day 1

1. Trace and write the matching capital or lowercase letter.



2. Write the number that the tens and ones show.



## Day 2

1. Read each sight word 3 times.

are



they



from



with



2. Write a number sentence to match the pictures and solve.



=


\_\_\_\_\_

=

\_\_\_\_\_

**Day 3**


1. Match each picture to the word.



wet



pit






top

2. Write 3 ways to make 10.

Three ten-frame diagrams for decomposition. Each diagram consists of a square box on the left containing the number '10', and two circles on the right connected by a triangle. The circles are intended for students to write numbers that sum to 10.

**Day 4**

1. Fill in the letters to match the picture.



2. Draw a picture to solve the problem.

I have 5 balls. I got 2 more balls. How many balls do I have now?


\_\_\_\_\_ balls

**Day 5**

Write a sentence about your favorite thing you did this summer.

Four sets of handwriting lines for writing a sentence. Each set consists of a solid top line, a dashed middle line, and a solid bottom line.

Name \_\_\_\_\_



# Here's What Happened

## Book Report Form

Title:	
Author:	Illustrator:

Draw a picture

First	Next	Last

The most important part of the book was \_\_\_\_\_

\_\_\_\_\_

\_\_\_\_\_

\_\_\_\_\_

\_\_\_\_\_




Dear Parents,

This is your child's independent reading book. After your child has read the book, have him or her retell the story. Help your child sequence the events by telling what happened first, next, and last. Fill in the report form with your child.

This book report is due back in class: \_\_\_\_\_

Parent Signature \_\_\_\_\_

Name \_\_\_\_\_



# Here's What Happened

## Book Report Form


Title:		
Author:		Illustrator:
First	Next	Last
<i>Draw a picture</i>		

The most important part of the book was \_\_\_\_\_

\_\_\_\_\_

\_\_\_\_\_

\_\_\_\_\_



Dear Parents,  
 This is your child's independent reading book. After your child has read the book, have him or her retell the story. Help your child sequence the events by telling what happened first, next, and last. Fill in the report form with your child.

This book report is due back in class: \_\_\_\_\_ Parent Signature \_\_\_\_\_

