



Welcome to First Grade!

Congratulations! You are ready for first grade! You have learned many things about reading in Kindergarten. First grade will cover the foundational skills of reading you will use going forward in your school career.


























Oral reading (reading out loud) is the most important thing to do over the summer! Did you know?.....Repeated and monitored oral reading improves reading fluency and overall reading achievement. Students who read and reread passages/stories orally as they receive guidance and/or feedback become better readers. Repeated oral reading substantially improves word recognition, speed, and accuracy as well as fluency. You should read every day this summer for 15-20 minutes. Sight word vocabulary is also very important in reading fluency. Practice all K level trick words and work on the grade 1 words.

In first grade, students will be expected to add and subtract single digit and later two digit numbers with accuracy. Get a jump start and start practicing basic math facts/doubles facts over the summer. Students should be able to count forward and backward from any number 0-100. Practice counting on and down over the summer. You will also solve basic word problems with the help of drawings, objects, and equations. You can play the game: What operation do I use? Listen to a simple word problem and for key words and decide would I add or subtract. Example: At the beach I saw 2 dolphins and 3 crabs. How many do I see all together? All together is the clue that means total or sum, we have to add!

Enjoy your summer!

Welcome to 1st Grade Summer Reading Fun


Each day please read for approximately 20 minutes. Color in as many pictures as you can of the ways you read this summer! Share it with your teacher in September!

<p>Read a book with a Red cover!</p> 	<p>Read on your pillow</p> 	<p>Read on a Rainy Day</p> 	<p>Read while you eat your favorite snack</p> 	<p>Read by a window</p> 
<p>Have a picnic and read</p> 	<p>Read a book to Dad or Grandpa</p> 	<p>Read wearing a hat</p> 	<p>Read a SILLY story</p> 	<p>Read in a park</p> 
<p>Read in your pajamas</p> 	<p>Read at the beach</p> 	<p>Read at the library</p> 	<p>Build a fort and read inside.</p> 	<p>Read in your playhouse or treehouse or a nearby one</p> 
<p>Read with your friends, take turns</p> 	<p>Read while eating ice cream</p> 	<p>Read in the dark with a flashlight</p> 	<p>Read on a swingset</p> 	<p>Read to a pet or stuffed animal!</p> 
<p>Read in a cafe with your favorite drink</p> 	<p>Read under the covers in your bed</p> 	<p>Read a book to Mom or Grandma</p> 	<p>Take a field trip from the place in your book</p> 	<p>Read in your favorite chair</p> 

Suggested Summer Reading for Incoming 1st Grade

Make sure to read each night for 20 minutes and complete the summer reading calendar and return to your teacher the first week of school.

Easy Readers



Fiction

My Toothbrush is Missing by Jan Thomas
What is Chasing Duck? by Jan Thomas
We Are in a Book by Mo Willems (all Elephant and Piggie books are fantastic!)
The Big Fat Cow That Goes Kapow by Andy Griffiths
Who Is That, Cat the Cat? by Mo Willems
We Are Growing by Laurie Keller
Don't Worry, BEE Happy by Ross Burach
Big Cat by Ethan Long
The Cookie Fiasco by Dan Santat
Baby Monkey, Private Eye by Brian Selznick & David Serlin
Lazy Bear, Crazy Bear by Kevin Bolger
Trucktown by Jon Scieszka
Little Big Horse by Dave Horowitz

Non Fiction

Slow, Slow Sloths by Bonnie Bader
Little Big Horse by Dave Horowitz
We Dig Worms by Kevin McCloskey
National Geographic Kids Series such as Hop Bunny, Bugs, Planes, Reptiles

Easiest Chapter Books



Fiction

Fly Guy by Tedd Arnold

See the Cat: Three Stories About a Dog by David LaRochelle

Hi, Jack! (A Jack Book) by Mac Barnett & Greg Pizzoli

Do You Like My Bike? (Hello, Hedgehog!) by Norm Feuti

An Elephant & Piggie Biggie! by Mo Willems

Aggie the Brave by Lori Ries

Mr. Putter and Tabby Walk the Dog by Cynthia Rylant

Frog and Toad Are Friends by Arnold

Lobel Penny and Her Marble by Kevin Henkes

Narwhal: Unicorn of the Sea by Ben Clanton

Sound Out Chapter Books by Matt Sims

Non fiction

Caterpillar to Butterfly by Laura Marsh

Amazing Snakes by Sarah L. Thompson

Twisters by by Lucille Recht Penner and Allen Gams

Easy Chapter Books



- Junie B Jones by Barbara Park
Kitty and Dragon by Meika Hashimoto
Pug Blasts Off (Diary of a Pug) by Kyla May
Kung Pow Chicken by Cindi Marko
Owly: The Way Home and The Bittersweet Summer by Andy Runton
Smell My Foot (Chick and Brain) by Cece Bell
Moldylocks and the Three Beards by Noah Z. Jones
Meet Mo and Jo: The Boulder Brothers by Sarah Lynn
The Infamous Ratsos by Kara Lareau
Geeger the Robot Goes to School by Jarret Lerner
Meet Yasmin! by Saadia Faruqi
Happy Paws: Layla and the Bots by Vicky Fang
The Party and Other Stories (Fox and Chick) by Sergio Ruzzier
Kitty and the Moonlight Rescue by Paula Harrison
Mia Mayhem Is a Superhero! by Kara West
Bo's Magical New Friend (Unicorn Diaries) by Rebecca Elliott
The Princess in Black by Shannon Hale and Dean Hale
Ricky Ricotta's Mighty Robot #1 by Dav Pilkey
Notebook of Doom #1 by Troy Cummings
Rise of the Earth Dragon #1 by Tracey West

First Grade Beginning Trick Words

a	and	are
also	as	by
do	for	from
can	has	have
he	his	I
into	is	me
my	put	of
one	or	some

said	there	you
she	the	they
to	too	try
be	come	does
two	very	were
what	when	where
who	why	your
here	she	

Optional Fun Trick Word Practice

Each day practice 4-5 trick words, spell them, recognize them, and sometimes write them. Work to find them in your reading and place a sticker for each activity that you complete. (Most activities may need someone older to help you.)

Monday	Tuesday	Wednesday	Thursday	Friday
<p>Play soccer - choose 4 words and as you kick the ball to the net, spell your words</p>	<p>Do jumping jacks - choose 4 words and practice spelling them as you do your jumping jacks</p>	<p>Write with a twig in the sand - choose 4 words and spell them out with a twig in the sand</p>	<p>Silent Cheer - practice 4 words while you shout silently</p>	<p>Play-doh words Choose 4 words and spell them out with play-doh See how many words you already know how to read and write</p>
<p>Paper Plate toss- choose 4 words and write them on paper plates, toss them after you read and spell them</p>	<p>Flashlight Words: Turn off the lights, tape 4 words on the wall or ceiling. Use the flashlight to shine on the word, then have your child read and spell it.</p>	<p>Go Fish: With a duplicate set of 4 new words - word cards play "Go Fish." You can easily make your cards out of index cards.</p>	<p>Hungry Thing - act like you are a giant hungry monster, practice 4 words as you have not eaten for days.</p>	<p>Practice all your new words- Use a silent cheer to spell and read the words you have learned and give yourself a great big stork!</p>
<p>Stepping Stones: Place the word cards on the floor, making a fun stream across the room. Have your child walk over the stream. As they step onto the stepping stone (word), have them say the word, and try to spell it before moving on to the other side of the stream. Try this with 4 words at a time. Practice your new words- give yourself a great big stork!</p>	<p>Tic-Tac-Toe: Write words in the tic-tac-toe spaces. Take turns selecting a space to read. If read correctly, an X or O is placed on the space until someone wins.</p>	<p>Word-O: This is played just like BINGO. Fill in a card with the words that you are working on. Call out the words and mark the spaces. The first one with a card covered calls out the word "WORD-O!"</p>	<p>Word Hunt: Look for sight words in books or the newspaper. If using the newspaper your child can highlight or circle the words that they may find.</p>	<p>Word Jump: Write the sight words onto the driveway. Call out a word. Have your child jump their way to the sight word.</p>
<p>Star Chase: Place two sight word cards on each star. Let them pick one sight word on the way up, saying the word and picking up the card when they read it correctly.</p>	<p>Coin Toss: Put words on the floor. Children take turns tossing a coin onto a word and saying and spelling the word. If they read the word correctly, they keep the coin.</p>	<p>Concentration: Create two sets of word cards. Place the word cards face down. Have your child turn over two cards, trying to make a match. Continue until all of the words are matched.</p>	<p>Chalk Writing: Go outside and practice writing the sight words with chalk on the sidewalk.</p>	<p>Beat the Clock: See how many times your child can write a word in one minute. Or see how many flash cards your child can read in one minute.</p>

June 2026

Dear Incoming 1st Grade Families,

As we look forward to a long, restful, and relaxing summer, we do want students to continue to engage in much-needed math and literacy activities that will reinforce important skills learned throughout the year and to prepare them for the new year ahead.

It is our hope to provide meaningful summer assignments for all our students. This year each grade (incoming 1st through 8th) will be assigned four math i-ready lessons. These lessons will help review important skills from the previous grade that will be needed in the beginning of the year.

Below you will find dates that each lesson will open.

June 16th - Lesson 1

June 29th - Lesson 2

July 13th - Lesson 3

July 27th - Lesson 4

All lessons will close by August 15th. After August 15th students will no longer be able to access I-ready and will not receive credit for their summer assignments. We do recommend that you do each lesson in the two week window given rather than waiting to do it all at one time.

1st Grade I-Ready Summer Lessons:

Count on to add

Add three numbers in word problems

Add to start unknown word problems

Count up to 20 objects

Thank you,

Dr. Christopher Scharbach